

STCC Rudskogen

Porsche Carrera Cup

Rudskogen 3,217 Km

Test 1

03.06.2017 10:55

Practice (45:00 Time) started at 11:03:00

| Pos | No. | Name | Entrant | Make | Nat./Club | Laps | Best Tm | Diff | In Lap | 2nd Best |
|-----|-----|------------------------------|--------------------------|-----------------|--------------------|------|----------|--------|--------|----------|
| 1 | 17 | Dennis Olsen | KNA Varna | Porsche 991 Cup | NOR- | 18 | 1:25.960 | | 15 | 1:26.101 |
| 2 | 91 | Oscar Palm | | Porsche 991 Cup | SWE-KAK | 23 | 1:26.245 | 0.285 | 22 | 1:26.789 |
| 3 | 66 | Robin Hansson | Fragus Motorsport | Porsche 991 Cup | SWE-Team 13 | 13 | 1:26.503 | 0.543 | 11 | 1:27.443 |
| 4 | 4 | Lukas Sundahl | | Porsche 991 Cup | SWE-Wäxjö MS | 25 | 1:26.604 | 0.644 | 21 | 1:26.788 |
| 5 | 86 | Philip Morin | Cirkus Karlsson Racing | Porsche 991 Cup | SWE-Luleå MS | 21 | 1:26.838 | 0.878 | 14 | 1:27.175 |
| 6 | 3 | Jocke Mangs | | Porsche 991 Cup | SWE-KAK | 19 | 1:27.012 | 1.052 | 17 | 1:27.077 |
| 7 | 57 | Lars-Bertil Rantzow | Mtech Competition | Porsche 991 Cup | SWE-KAK Syd | 20 | 1:27.146 | 1.186 | 14 | 1:27.307 |
| 8 | 11 | Pontus Fredricsson | Fragus Motorsport | Porsche 991 Cup | SWE-KAK Motorsport | 20 | 1:27.363 | 1.403 | 20 | 1:27.501 |
| 9 | 911 | Andreas Mikkelsen | KNA Kongsvinger | Porsche 991 Cup | NOR- | 22 | 1:27.637 | 1.677 | 21 | 1:27.825 |
| 10 | 21 | Magnus Öhman | Mtech Competition | Porsche 991 Cup | SWE-KAK | 22 | 1:27.827 | 1.867 | 18 | 1:28.076 |
| 11 | 42 | Thomas Solberg | JAFFA Racing Norge | Porsche 997 Cup | NOR-PCN | 16 | 1:28.535 | 2.575 | 11 | 1:29.105 |
| 12 | 92 | Anton Marklund | | Porsche 991 Cup | SWE-Bolidens MK | 17 | 1:28.771 | 2.811 | 10 | 1:28.901 |
| 13 | 852 | Ole William Nærsnes | | Porsche 997 Cup | NOR-PCN | 20 | 1:28.789 | 2.829 | 18 | 1:30.163 |
| 14 | 9 | Thomas Karlsson | Mtech Competition | Porsche 991 Cup | SWE-Falkenbergs MK | 22 | 1:29.776 | 3.816 | 22 | 1:30.028 |
| 15 | 25 | Peter Eriksson | | Porsche 991 Cup | SWE-Hyllinge MS | 22 | 1:30.302 | 4.342 | 17 | 1:30.374 |
| 16 | 88 | Anssi-Jukka Kasi | PWR Racing Customer Team | Porsche 991 Cup | FIN-LCF | 20 | 1:35.715 | 9.755 | 15 | 1:35.984 |
| 17 | 901 | Per Christian Wiencke | | Porsche 997 Cup | NOR-PCN | 9 | 1:39.906 | 13.946 | 7 | 1:40.768 |

Announcements

weather: cloudy - 15 degrees - dry track



STCC Rudskogen

Porsche Carrera Cup

Rudskogen 3,217 Km

Test 1

03.06.2017 10:55

Practice (45:00 Time) started at 11:03:00

| Lap | Lap Tm | Diff | Time of Day |
|--------------------------|-----------|------------|--------------|
| (17) Dennis Olsen | | | |
| 1 | 1:35.682 | +9.722 | 11:06:26.437 |
| 2 | 1:35.383 | +9.423 | 11:08:01.820 |
| 3 | 1:35.064 | +9.104 | 11:09:36.884 |
| p4 | 1:47.835 | +21.875 | 11:11:24.719 |
| 5 | 12:42.716 | +11:16.756 | 11:24:07.435 |
| 6 | 1:30.422 | +4.462 | 11:25:37.857 |
| 7 | 1:29.025 | +3.065 | 11:27:06.882 |
| 8 | 1:27.270 | +1.310 | 11:28:34.152 |
| 9 | 1:29.366 | +3.406 | 11:30:03.518 |
| 10 | 1:27.434 | +1.474 | 11:31:30.952 |
| 11 | 1:26.548 | +0.588 | 11:32:57.500 |
| 12 | 1:26.338 | +0.378 | 11:34:23.838 |
| p13 | 1:41.891 | +15.931 | 11:36:05.729 |
| 14 | 4:01.249 | +2:35.289 | 11:40:06.978 |
| 15 | 1:25.960 | | 11:41:32.938 |
| 16 | 1:26.101 | +0.141 | 11:42:59.039 |
| 17 | 1:28.047 | +2.087 | 11:44:27.086 |
| p18 | 1:38.050 | +12.090 | 11:46:05.136 |

| Lap | Lap Tm | Diff | Time of Day |
|------------------------|----------|-----------|--------------|
| (91) Oscar Palm | | | |
| 1 | 1:39.742 | +13.497 | 11:06:47.615 |
| 2 | 1:38.313 | +12.068 | 11:08:25.928 |
| 3 | 1:39.572 | +13.327 | 11:10:05.500 |
| 4 | 1:37.134 | +10.889 | 11:11:42.634 |
| 5 | 1:35.378 | +9.133 | 11:13:18.012 |
| p6 | 1:51.192 | +24.947 | 11:15:09.204 |
| 7 | 7:54.236 | +6:27.991 | 11:23:03.440 |
| 8 | 1:39.995 | +13.750 | 11:24:43.435 |
| 9 | 1:31.797 | +5.552 | 11:26:15.232 |
| 10 | 1:28.941 | +2.696 | 11:27:44.173 |
| 11 | 1:27.836 | +1.591 | 11:29:12.009 |
| 12 | 1:28.072 | +1.827 | 11:30:40.081 |
| 13 | 1:31.725 | +5.480 | 11:32:11.806 |
| 14 | 1:27.431 | +1.186 | 11:33:39.237 |
| 15 | 1:27.928 | +1.683 | 11:35:07.165 |
| 16 | 1:30.040 | +3.795 | 11:36:37.205 |
| 17 | 1:28.545 | +2.300 | 11:38:05.750 |
| 18 | 1:26.789 | +0.544 | 11:39:32.539 |
| p19 | 1:42.602 | +16.357 | 11:41:15.141 |
| 20 | 3:32.752 | +2:06.507 | 11:44:47.893 |
| 21 | 1:28.975 | +2.730 | 11:46:16.868 |
| 22 | 1:26.245 | | 11:47:43.113 |
| 23 | 1:27.703 | +1.458 | 11:49:10.816 |

| Lap | Lap Tm | Diff | Time of Day |
|---------------------------|-----------|------------|--------------|
| (66) Robin Hansson | | | |
| 1 | 1:39.750 | +13.247 | 11:06:59.249 |
| 2 | 1:38.591 | +12.088 | 11:08:37.840 |
| 3 | 1:38.752 | +12.249 | 11:10:16.592 |
| 4 | 1:37.200 | +10.697 | 11:11:53.792 |
| p5 | 1:50.440 | +23.937 | 11:13:44.232 |
| 6 | 18:36.656 | +17:10.153 | 11:32:20.888 |
| 7 | 1:30.514 | +4.011 | 11:33:51.402 |
| 8 | 1:27.819 | +1.316 | 11:35:19.221 |
| 9 | 1:30.772 | +4.269 | 11:36:49.993 |
| 10 | 1:27.443 | +0.940 | 11:38:17.436 |
| 11 | 1:26.503 | | 11:39:43.939 |
| 12 | 1:31.154 | +4.651 | 11:41:15.093 |
| p13 | 1:43.941 | +17.438 | 11:42:59.034 |

| Lap | Lap Tm | Diff | Time of Day |
|--------------------------|----------|---------|--------------|
| (4) Lukas Sundahl | | | |
| 1 | 1:42.593 | +15.989 | 11:07:24.862 |
| 2 | 1:41.601 | +14.997 | 11:09:06.463 |
| 3 | 1:38.850 | +12.246 | 11:10:45.313 |
| 4 | 1:38.565 | +11.961 | 11:12:23.878 |

| Lap | Lap Tm | Diff | Time of Day |
|-----|----------|-----------|--------------|
| 5 | 1:36.920 | +10.316 | 11:14:00.798 |
| 6 | 1:37.743 | +11.139 | 11:15:38.541 |
| p7 | 1:51.391 | +24.787 | 11:17:29.932 |
| 8 | 6:16.953 | +4:50.349 | 11:23:46.885 |
| 9 | 1:33.079 | +6.475 | 11:25:19.964 |
| 10 | 1:31.229 | +4.625 | 11:26:51.193 |
| 11 | 1:31.343 | +4.739 | 11:28:22.536 |
| 12 | 1:28.412 | +1.808 | 11:29:50.948 |
| 13 | 1:27.823 | +1.219 | 11:31:18.771 |
| 14 | 1:27.821 | +1.217 | 11:32:46.592 |
| 15 | 1:26.860 | +0.256 | 11:34:13.452 |
| 16 | 1:28.103 | +1.499 | 11:35:41.555 |
| 17 | 1:26.788 | +0.184 | 11:37:08.343 |
| 18 | 1:27.108 | +0.504 | 11:38:35.451 |
| 19 | 1:28.701 | +2.097 | 11:40:04.152 |
| 20 | 1:30.995 | +4.391 | 11:41:35.147 |
| 21 | 1:26.604 | | 11:43:01.751 |
| 22 | 1:28.523 | +1.919 | 11:44:30.274 |
| 23 | 1:26.904 | +0.300 | 11:45:57.178 |
| 24 | 1:27.306 | +0.702 | 11:47:24.484 |
| 25 | 1:27.467 | +0.863 | 11:48:51.951 |

| Lap | Lap Tm | Diff | Time of Day |
|--------------------------|----------|-----------|--------------|
| (86) Philip Morin | | | |
| 1 | 1:41.343 | +14.505 | 11:07:20.220 |
| 2 | 1:38.201 | +11.363 | 11:08:58.421 |
| 3 | 1:37.073 | +10.235 | 11:10:35.494 |
| p4 | 1:50.956 | +24.118 | 11:12:26.450 |
| 5 | 5:49.594 | +4:22.756 | 11:18:16.044 |
| 6 | 1:48.048 | +21.210 | 11:20:04.092 |
| 7 | 1:33.273 | +6.435 | 11:21:37.365 |
| 8 | 1:41.208 | +14.370 | 11:23:18.573 |
| 9 | 1:33.013 | +6.175 | 11:24:51.586 |
| p10 | 1:43.777 | +16.939 | 11:26:35.363 |
| 11 | 4:12.192 | +2:45.354 | 11:30:47.555 |
| 12 | 1:29.734 | +2.896 | 11:32:17.289 |
| 13 | 1:29.329 | +2.491 | 11:33:46.618 |
| 14 | 1:26.838 | | 11:35:13.456 |
| 15 | 1:27.492 | +0.654 | 11:36:40.948 |
| 16 | 1:27.418 | +0.580 | 11:38:08.366 |
| p17 | 1:40.018 | +13.180 | 11:39:48.384 |
| 18 | 5:14.167 | +3:47.329 | 11:45:02.551 |
| 19 | 1:27.175 | +0.337 | 11:46:29.726 |
| 20 | 1:34.820 | +7.982 | 11:48:04.546 |
| 21 | 1:30.284 | +3.446 | 11:49:34.830 |

| Lap | Lap Tm | Diff | Time of Day |
|------------------------|----------|-----------|--------------|
| (3) Jocke Mangs | | | |
| 1 | 1:40.811 | +13.799 | 11:20:45.538 |
| 2 | 1:36.670 | +9.658 | 11:22:22.208 |
| 3 | 1:33.784 | +6.772 | 11:23:55.992 |
| 4 | 1:32.041 | +5.029 | 11:25:28.033 |
| 5 | 1:30.681 | +3.669 | 11:26:58.714 |
| 6 | 1:30.078 | +3.066 | 11:28:28.792 |
| 7 | 1:30.254 | +3.242 | 11:29:59.046 |
| 8 | 1:28.192 | +1.180 | 11:31:27.238 |
| 9 | 1:28.566 | +1.554 | 11:32:55.804 |
| 10 | 1:29.311 | +2.299 | 11:34:25.115 |
| 11 | 1:27.667 | +0.655 | 11:35:52.782 |
| 12 | 1:27.077 | +0.065 | 11:37:19.859 |
| p13 | 1:40.209 | +13.197 | 11:39:00.068 |
| 14 | 3:04.443 | +1:37.431 | 11:42:04.511 |
| 15 | 1:27.149 | +0.137 | 11:43:31.660 |
| 16 | 1:28.133 | +1.121 | 11:44:59.793 |
| 17 | 1:27.012 | | 11:46:26.805 |
| 18 | 1:32.810 | +5.798 | 11:47:59.615 |
| 19 | 1:29.011 | +1.999 | 11:49:28.626 |

| Lap | Lap Tm | Diff | Time of Day |
|---------------------------------|----------|-----------|--------------|
| (57) Lars-Bertil Rantzow | | | |
| 1 | 1:39.800 | +12.654 | 11:06:40.112 |
| 2 | 1:37.945 | +10.799 | 11:08:18.057 |
| 3 | 1:38.279 | +11.133 | 11:09:56.336 |
| 4 | 1:39.606 | +12.460 | 11:11:35.942 |
| 5 | 1:37.149 | +10.003 | 11:13:13.091 |
| p6 | 1:53.931 | +26.785 | 11:15:07.022 |
| 7 | 8:30.332 | +7:03.186 | 11:23:37.354 |
| 8 | 1:32.319 | +5.173 | 11:25:09.673 |
| 9 | 1:31.186 | +4.040 | 11:26:40.859 |
| 10 | 1:29.139 | +1.993 | 11:28:09.998 |
| 11 | 1:28.485 | +1.339 | 11:29:38.483 |
| 12 | 1:27.307 | +0.161 | 11:31:05.790 |
| 13 | 1:34.461 | +7.315 | 11:32:40.251 |
| 14 | 1:27.146 | | 11:34:07.397 |
| p15 | 1:50.645 | +23.499 | 11:35:58.042 |
| 16 | 5:23.969 | +3:56.823 | 11:41:22.011 |
| 17 | 1:30.894 | +3.748 | 11:42:52.905 |
| 18 | 1:28.864 | +1.718 | 11:44:21.769 |
| 19 | 1:28.218 | +1.072 | 11:45:49.987 |
| 20 | 1:27.961 | +0.815 | 11:47:17.948 |

| Lap | Lap Tm | Diff | Time of Day |
|--------------------------------|-----------|------------|--------------|
| (11) Pontus Fredricsson | | | |
| 1 | 1:39.734 | +12.371 | 11:07:03.139 |
| 2 | 1:38.352 | +10.989 | 11:08:41.491 |
| 3 | 1:38.263 | +10.900 | 11:10:19.754 |
| 4 | 1:48.717 | +21.354 | 11:12:08.471 |
| 5 | 1:39.323 | +11.960 | 11:13:47.794 |
| 6 | 1:36.791 | +9.428 | 11:15:24.585 |
| p7 | 1:51.813 | +24.450 | 11:17:16.398 |
| 8 | 11:52.885 | +10:25.522 | 11:29:09.283 |
| 9 | 1:34.459 | +7.096 | 11:30:43.742 |
| 10 | 1:30.725 | +3.362 | 11:32:14.467 |
| 11 | 1:30.291 | +2.928 | 11:33:44.758 |
| 12 | 1:28.220 | +0.857 | 11:35:12.978 |
| 13 | 1:28.873 | +1.510 | 11:36:41.851 |
| 14 | 1:27.629 | +0.266 | 11:38:09.480 |
| 15 | 1:29.181 | +1.818 | 11:39:38.661 |
| p16 | 1:42.212 | +14.849 | 11:41:20.873 |
| 17 | 3:08.257 | +1:40.894 | 11:44:29.130 |
| 18 | 1:27.501 | +0.138 | 11:45:56.631 |
| 19 | 1:29.122 | +1.759 | 11:47:25.753 |
| 20 | 1:27.363 | | 11:48:53.116 |

| Lap | Lap Tm | Diff | Time of Day |
|--------------------------------|----------|-----------|--------------|
| (911) Andreas Mikkelsen | | | |
| 1 | 1:43.900 | +16.263 | 11:07:01.190 |
| 2 | 1:47.042 | +19.405 | 11:08:48.232 |
| 3 | 1:37.646 | +10.009 | 11:10:25.878 |
| 4 | 1:37.270 | +9.633 | 11:12:03.148 |
| 5 | 1:36.727 | +9.090 | 11:13:39.875 |
| 6 | 1:38.144 | +10.507 | 11:15:18.019 |
| p7 | 1:53.070 | +25.433 | 11:17:11.089 |
| 8 | 9:04.050 | +7:36.413 | 11:26:15.139 |
| 9 | 1:40.614 | +12.977 | 11:27:55.753 |
| 10 | 1:32.224 | +4.587 | 11:29:27.977 |
| 11 | 1:29.511 | +1.874 | 11:30:57.488 |
| 12 | 1:28.898 | +1.261 | 11:32:26.386 |
| 13 | 1:28.392 | +0.755 | 11:33:54.778 |
| 14 | 1:27.825 | +0.188 | 11:35:22.603 |
| 15 | 1:28.964 | +1.327 | 11:36:51.567 |
| 16 | 1:28.017 | +0.380 | 11:38:19.584 |
| 17 | 1:28.321 | +0.684 | 11:39:47.905 |
| p18 | 1:45.277 | +17.640 | 11:41:33.182 |
| 19 | 3:53.589 | +2:25.952 | 11:45:26.771 |
| 20 | 1:28.610 | +0.973 | 11:46:55.381 |
| 21 | 1:27.637 | | 11:48:23.018 |

STCC Rudskogen

Porsche Carrera Cup

Rudskogen 3,217 Km

Test 1

03.06.2017 10:55

Practice (45:00 Time) started at 11:03:00

| Lap | Lap Tm | Diff | Time of Day |
|--------------------------|----------|-----------|--------------|
| 22 | 1:28.213 | +0.576 | 11:49:51.231 |
| (21) Magnus Öhman | | | |
| 1 | 1:41.350 | +13.523 | 11:06:43.268 |
| 2 | 1:43.618 | +15.791 | 11:08:26.886 |
| 3 | 1:40.959 | +13.132 | 11:10:07.845 |
| 4 | 1:38.782 | +10.955 | 11:11:46.627 |
| 5 | 1:38.739 | +10.912 | 11:13:25.366 |
| 6 | 3:19.475 | +1:51.648 | 11:16:44.841 |
| p7 | 2:32.423 | +1:04.596 | 11:19:17.264 |
| 8 | 9:12.793 | +7:44.966 | 11:28:30.057 |
| 9 | 1:37.731 | +9.904 | 11:30:07.788 |
| 10 | 1:32.864 | +5.037 | 11:31:40.652 |
| 11 | 1:31.647 | +3.820 | 11:33:12.299 |
| 12 | 1:33.937 | +6.110 | 11:34:46.236 |
| 13 | 1:34.194 | +6.367 | 11:36:20.430 |
| 14 | 1:29.951 | +2.124 | 11:37:50.381 |
| 15 | 1:28.746 | +0.919 | 11:39:19.127 |
| 16 | 1:29.215 | +1.388 | 11:40:48.342 |
| 17 | 1:28.076 | +0.249 | 11:42:16.418 |
| 18 | 1:27.827 | | 11:43:44.245 |
| 19 | 1:28.126 | +0.299 | 11:45:12.371 |
| 20 | 1:28.959 | +1.132 | 11:46:41.330 |
| 21 | 1:28.180 | +0.353 | 11:48:09.510 |
| p22 | 1:44.568 | +16.741 | 11:49:54.078 |

| Lap | Lap Tm | Diff | Time of Day |
|----------------------------|----------|-----------|--------------|
| (42) Thomas Solberg | | | |
| 1 | 1:38.378 | +9.843 | 11:23:02.170 |
| 2 | 1:34.081 | +5.546 | 11:24:36.251 |
| 3 | 1:32.938 | +4.403 | 11:26:09.189 |
| 4 | 1:31.167 | +2.632 | 11:27:40.356 |
| 5 | 1:30.369 | +1.834 | 11:29:10.725 |
| 6 | 1:31.994 | +3.459 | 11:30:42.719 |
| 7 | 1:30.954 | +2.419 | 11:32:13.673 |
| p8 | 1:45.648 | +17.113 | 11:33:59.321 |
| 9 | 5:19.397 | +3:50.862 | 11:39:18.718 |
| 10 | 1:30.829 | +2.294 | 11:40:49.547 |
| 11 | 1:28.535 | | 11:42:18.082 |
| 12 | 1:30.161 | +1.626 | 11:43:48.243 |
| 13 | 1:29.185 | +0.650 | 11:45:17.428 |
| 14 | 1:30.262 | +1.727 | 11:46:47.690 |
| 15 | 1:29.272 | +0.737 | 11:48:16.962 |
| 16 | 1:29.105 | +0.570 | 11:49:46.067 |

| Lap | Lap Tm | Diff | Time of Day |
|----------------------------|----------|-----------|--------------|
| (92) Anton Marklund | | | |
| 1 | 1:38.251 | +9.480 | 11:22:06.164 |
| 2 | 1:36.924 | +8.153 | 11:23:43.088 |
| 3 | 1:33.407 | +4.636 | 11:25:16.495 |
| 4 | 1:32.084 | +3.313 | 11:26:48.579 |
| 5 | 1:35.809 | +7.038 | 11:28:24.388 |
| 6 | 1:31.607 | +2.836 | 11:29:55.995 |
| 7 | 1:29.780 | +1.009 | 11:31:25.775 |
| 8 | 1:32.739 | +3.968 | 11:32:58.514 |
| 9 | 1:28.916 | +0.145 | 11:34:27.430 |
| 10 | 1:28.771 | | 11:35:56.201 |
| 11 | 1:30.320 | +1.549 | 11:37:26.521 |
| 12 | 1:28.901 | +0.130 | 11:38:55.422 |
| p13 | 1:41.493 | +12.722 | 11:40:36.915 |
| 14 | 3:56.029 | +2:27.258 | 11:44:32.944 |
| 15 | 1:30.017 | +1.246 | 11:46:02.961 |
| 16 | 1:46.678 | +17.907 | 11:47:49.639 |
| 17 | 1:35.027 | +6.256 | 11:49:24.666 |

| Lap | Lap Tm | Diff | Time of Day |
|-----------------------------------|----------|---------|--------------|
| (852) Ole William Nærnsnes | | | |
| 1 | 2:09.733 | +40.944 | 11:07:40.946 |
| 2 | 1:46.707 | +17.918 | 11:09:27.653 |

| Lap | Lap Tm | Diff | Time of Day |
|-----|----------|-----------|--------------|
| 3 | 1:45.983 | +17.194 | 11:11:13.636 |
| p4 | 2:09.339 | +40.550 | 11:13:22.975 |
| 5 | 6:03.828 | +4:35.039 | 11:19:26.803 |
| 6 | 1:39.893 | +11.104 | 11:21:06.696 |
| 7 | 1:40.233 | +11.444 | 11:22:46.929 |
| 8 | 1:36.752 | +7.963 | 11:24:23.681 |
| 9 | 1:33.045 | +4.256 | 11:25:56.726 |
| 10 | 1:32.086 | +3.297 | 11:27:28.812 |
| 11 | 1:35.658 | +6.869 | 11:29:04.470 |
| 12 | 1:31.485 | +2.696 | 11:30:35.955 |
| 13 | 1:31.401 | +2.612 | 11:32:07.356 |
| 14 | 1:30.376 | +1.587 | 11:33:37.732 |
| 15 | 1:30.163 | +1.374 | 11:35:07.895 |
| 16 | 1:30.535 | +1.746 | 11:36:38.430 |
| 17 | 1:30.644 | +1.855 | 11:38:09.074 |
| 18 | 1:28.789 | | 11:39:37.863 |
| 19 | 1:32.208 | +3.419 | 11:41:10.071 |
| p20 | 1:47.683 | +18.894 | 11:42:57.754 |

| Lap | Lap Tm | Diff | Time of Day |
|----------------------------|----------|-----------|--------------|
| (9) Thomas Karlsson | | | |
| 1 | 1:44.436 | +14.660 | 11:07:08.844 |
| 2 | 1:43.591 | +13.815 | 11:08:52.435 |
| 3 | 1:59.557 | +29.781 | 11:10:51.992 |
| 4 | 1:42.301 | +12.525 | 11:12:34.293 |
| 5 | 1:42.247 | +12.471 | 11:14:16.540 |
| 6 | 1:41.368 | +11.592 | 11:15:57.908 |
| 7 | 1:42.929 | +13.153 | 11:17:40.837 |
| 8 | 1:47.272 | +17.496 | 11:19:28.109 |
| p9 | 1:50.300 | +20.524 | 11:21:18.409 |
| 10 | 8:40.674 | +7:10.898 | 11:29:59.083 |
| 11 | 1:38.083 | +8.307 | 11:31:37.166 |
| 12 | 1:34.811 | +5.035 | 11:33:11.977 |
| 13 | 1:33.788 | +4.012 | 11:34:45.765 |
| 14 | 1:32.263 | +2.487 | 11:36:18.028 |
| 15 | 1:33.760 | +3.984 | 11:37:51.788 |
| 16 | 1:31.071 | +1.295 | 11:39:22.859 |
| 17 | 1:44.234 | +14.458 | 11:41:07.093 |
| 18 | 1:30.654 | +0.878 | 11:42:37.747 |
| 19 | 1:31.210 | +1.434 | 11:44:08.957 |
| 20 | 1:30.346 | +0.570 | 11:45:39.303 |
| 21 | 1:30.028 | +0.252 | 11:47:09.331 |
| 22 | 1:29.776 | | 11:48:39.107 |

| Lap | Lap Tm | Diff | Time of Day |
|----------------------------|----------|-----------|--------------|
| (25) Peter Eriksson | | | |
| 1 | 1:45.982 | +15.680 | 11:07:20.368 |
| 2 | 1:45.847 | +15.545 | 11:09:06.215 |
| 3 | 1:46.757 | +16.455 | 11:10:52.972 |
| 4 | 1:42.380 | +12.078 | 11:12:35.352 |
| 5 | 1:41.913 | +11.611 | 11:14:17.265 |
| 6 | 1:41.208 | +10.906 | 11:15:58.473 |
| 7 | 1:42.848 | +12.546 | 11:17:41.321 |
| p8 | 1:59.474 | +29.172 | 11:19:40.795 |
| 9 | 7:42.007 | +6:11.705 | 11:27:22.802 |
| 10 | 1:41.876 | +11.574 | 11:29:04.678 |
| 11 | 1:34.697 | +4.395 | 11:30:39.375 |
| 12 | 1:34.163 | +3.861 | 11:32:13.538 |
| 13 | 1:34.469 | +4.167 | 11:33:48.007 |
| 14 | 1:31.244 | +0.942 | 11:35:19.251 |
| 15 | 1:32.190 | +1.888 | 11:36:51.441 |
| 16 | 1:31.103 | +0.801 | 11:38:22.544 |
| 17 | 1:30.302 | | 11:39:52.846 |
| 18 | 1:32.168 | +1.866 | 11:41:25.014 |
| 19 | 1:30.374 | +0.072 | 11:42:55.388 |
| p20 | 1:47.959 | +17.657 | 11:44:43.347 |
| 21 | 3:19.584 | +1:49.282 | 11:48:02.931 |
| 22 | 1:31.674 | +1.372 | 11:49:34.605 |

| Lap | Lap Tm | Diff | Time of Day |
|------------------------------|----------|-----------|--------------|
| (88) Anssi-Jukka Kasi | | | |
| 1 | 1:43.906 | +8.191 | 11:07:21.737 |
| 2 | 1:46.017 | +10.302 | 11:09:07.754 |
| 3 | 1:45.569 | +9.854 | 11:10:53.323 |
| 4 | 1:43.277 | +7.562 | 11:12:36.600 |
| 5 | 1:42.728 | +7.013 | 11:14:19.328 |
| 6 | 1:43.291 | +7.576 | 11:16:02.619 |
| p7 | 2:02.421 | +26.706 | 11:18:05.040 |
| 8 | 5:18.268 | +3:42.553 | 11:23:23.308 |
| 9 | 1:40.220 | +4.505 | 11:25:03.528 |
| 10 | 1:42.970 | +7.255 | 11:26:46.498 |
| 11 | 1:40.294 | +4.579 | 11:28:26.792 |
| p12 | 1:55.162 | +19.447 | 11:30:21.954 |
| 13 | 4:31.486 | +2:55.771 | 11:34:53.440 |
| 14 | 1:37.486 | +1.771 | 11:36:30.926 |
| 15 | 1:35.715 | | 11:38:06.641 |
| 16 | 1:36.380 | +0.665 | 11:39:43.021 |
| 17 | 1:36.672 | +0.957 | 11:41:19.693 |
| 18 | 1:37.029 | +1.314 | 11:42:56.722 |
| 19 | 1:35.984 | +0.269 | 11:44:32.706 |
| p20 | 1:48.561 | +12.846 | 11:46:21.267 |

| Lap | Lap Tm | Diff | Time of Day |
|------------------------------------|----------|-----------|--------------|
| (901) Per Christian Wiencke | | | |
| 1 | 1:46.027 | +6.121 | 11:07:28.013 |
| 2 | 1:43.694 | +3.788 | 11:09:11.707 |
| 3 | 1:44.234 | +4.328 | 11:10:55.941 |
| p4 | 1:55.716 | +15.810 | 11:12:51.657 |
| 5 | 3:48.786 | +2:08.880 | 11:16:40.443 |
| 6 | 2:22.906 | +43.000 | 11:19:03.349 |
| 7 | 1:39.906 | | 11:20:43.255 |
| 8 | 1:40.768 | +0.862 | 11:22:24.023 |
| p9 | 1:56.437 | +16.531 | 11:24:20.460 |

STCC Rudskogen

Porsche Carrera Cup

Rudskogen 3,217 Km

Test 2


03.06.2017 14:10

Practice (45:00 Time) started at 14:09:58

| Pos | No. | Name | Entrant | Make | Nat./Club | Laps | Best Tm | Diff | In Lap | 2nd Best |
|-----|-----|--------------------------------|--------------------------|-----------------|--------------------|------|----------|-------|--------|----------|
| 1 | 17 | Dennis Olsen | KNA Varna | Porsche 991 Cup | NOR- | 18 | 1:24.666 | | 7 | 1:24.671 |
| 2 | 66 | Robin Hansson | Fragus Motorsport | Porsche 991 Cup | SWE-Team 13 | 10 | 1:25.376 | 0.710 | 8 | 1:27.124 |
| 3 | 86 | Philip Morin | Cirkus Karlsson Racing | Porsche 991 Cup | SWE-Luleå MS | 14 | 1:25.840 | 1.174 | 7 | 1:25.844 |
| 4 | 91 | Oscar Palm | | Porsche 991 Cup | SWE-KAK | 18 | 1:26.182 | 1.516 | 6 | 1:26.582 |
| 5 | 3 | Jocke Mangs | | Porsche 991 Cup | SWE-KAK | 14 | 1:26.265 | 1.599 | 9 | 1:26.297 |
| 6 | 4 | Lukas Sundahl | | Porsche 991 Cup | SWE-Wäxjö MS | 17 | 1:26.308 | 1.642 | 8 | 1:26.345 |
| 7 | 57 | (M) Lars-Bertil Rantzow | Mtech Competition | Porsche 991 Cup | SWE-KAK Syd | 14 | 1:26.634 | 1.968 | 6 | 1:26.713 |
| 8 | 911 | Andreas Mikkelsen | KNA Kongsvinger | Porsche 991 Cup | NOR- | 21 | 1:26.642 | 1.976 | 10 | 1:26.882 |
| 9 | 11 | Pontus Fredricsson | Fragus Motorsport | Porsche 991 Cup | SWE-KAK Motorsport | 14 | 1:27.077 | 2.411 | 8 | 1:27.272 |
| 10 | 21 | (M) Magnus Öhman | Mtech Competition | Porsche 991 Cup | SWE-KAK | 23 | 1:27.273 | 2.607 | 10 | 1:27.458 |
| 11 | 92 | Anton Marklund | | Porsche 991 Cup | SWE-Bolidens MK | 20 | 1:27.531 | 2.865 | 9 | 1:27.753 |
| 12 | 852 | Ole William Nærnes | | Porsche 997 Cup | NOR-PCN | 17 | 1:28.450 | 3.784 | 12 | 1:28.473 |
| 13 | 25 | (M) Peter Eriksson | | Porsche 991 Cup | SWE-Hyllinge MS | 14 | 1:28.627 | 3.961 | 12 | 1:28.766 |
| 14 | 9 | (M) Thomas Karlsson | Mtech Competition | Porsche 991 Cup | SWE-Falkenbergs MK | 21 | 1:29.212 | 4.546 | 11 | 1:29.376 |
| 15 | 42 | Thomas Solberg | JAFFA Racing Norge | Porsche 997 Cup | NOR-PCN | 15 | 1:29.469 | 4.803 | 5 | 1:30.420 |
| 16 | 901 | Per Christian Wiencke | | Porsche 997 Cup | NOR-PCN | 16 | 1:30.639 | 5.973 | 7 | 1:31.366 |
| 17 | 88 | (M) Anssi-Jukka Kasi | PWR Racing Customer Team | Porsche 991 Cup | FIN-LCF | 17 | 1:31.419 | 6.753 | 8 | 1:31.628 |

Announcements

weather: cloudy - 14 degrees - dry track
#17 - warning board



STCC Rudskogen

Porsche Carrera Cup

Rudskogen 3,217 Km

Test 2

03.06.2017 14:10

Practice (45:00 Time) started at 14:09:58

| Lap | Lap Tm | Diff | Time of Day |
|--------------------------|------------------|------------|--------------|
| (17) Dennis Olsen | | | |
| 1 | 1:29.007 | +4.341 | 14:13:44.863 |
| 2 | 1:26.319 | +1.653 | 14:15:11.182 |
| 3 | 1:25.883 | +1.217 | 14:16:37.065 |
| 4 | 1:36.613 | +11.947 | 14:18:13.678 |
| 5 | 1:24.921 | +0.255 | 14:19:38.599 |
| 6 | 1:24.671 | +0.005 | 14:21:03.270 |
| 7 | 1:24.666 | | 14:22:27.936 |
| p8 | 1:36.537 | +11.871 | 14:24:04.473 |
| 9 | 6:40.135 | +5:15.469 | 14:30:44.608 |
| 10 | 1:25.193 | +0.527 | 14:32:09.801 |
| 11 | 1:25.680 | +1.014 | 14:33:35.481 |
| p12 | 1:37.653 | +12.987 | 14:35:13.134 |
| 13 | 12:22.883 | +10:58.217 | 14:47:36.017 |
| 14 | 1:37.491 | +12.825 | 14:49:13.508 |
| 15 | 1:37.534 | +12.868 | 14:50:51.042 |
| 16 | 1:37.336 | +12.670 | 14:52:28.378 |
| 17 | 1:37.595 | +12.929 | 14:54:05.973 |
| p18 | 1:48.722 | +24.056 | 14:55:54.695 |

| Lap | Lap Tm | Diff | Time of Day |
|---------------------------|-----------------|-----------|--------------|
| (66) Robin Hansson | | | |
| 1 | 1:29.551 | +4.175 | 14:13:58.337 |
| 2 | 1:31.538 | +6.162 | 14:15:29.875 |
| 3 | 1:28.605 | +3.229 | 14:16:58.480 |
| p4 | 1:41.178 | +15.802 | 14:18:39.658 |
| 5 | 9:16.202 | +7:50.826 | 14:27:55.860 |
| 6 | 1:36.317 | +10.941 | 14:29:32.177 |
| 7 | 1:27.124 | +1.748 | 14:30:59.301 |
| 8 | 1:25.376 | | 14:32:24.677 |
| 9 | 1:27.261 | +1.885 | 14:33:51.938 |
| p10 | 1:41.196 | +15.820 | 14:35:33.134 |

| Lap | Lap Tm | Diff | Time of Day |
|--------------------------|-----------------|-----------|--------------|
| (86) Philip Morin | | | |
| 1 | 1:30.545 | +4.705 | 14:14:11.633 |
| 2 | 1:28.486 | +2.646 | 14:15:40.119 |
| 3 | 1:27.926 | +2.086 | 14:17:08.045 |
| 4 | 1:27.545 | +1.705 | 14:18:35.590 |
| 5 | 1:27.131 | +1.291 | 14:20:02.721 |
| 6 | 1:25.938 | +0.098 | 14:21:28.659 |
| 7 | 1:25.840 | | 14:22:54.499 |
| 8 | 1:25.844 | +0.004 | 14:24:20.343 |
| p9 | 1:38.373 | +12.533 | 14:25:58.716 |
| 10 | 6:54.688 | +5:28.848 | 14:32:53.404 |
| 11 | 1:26.884 | +1.044 | 14:34:20.288 |
| 12 | 1:28.001 | +2.161 | 14:35:48.289 |
| p13 | 1:39.552 | +13.712 | 14:37:27.841 |
| p14 | 5:21.376 | +3:55.536 | 14:42:49.217 |

| Lap | Lap Tm | Diff | Time of Day |
|------------------------|-----------------|-----------|--------------|
| (91) Oscar Palm | | | |
| 1 | 1:30.231 | +4.049 | 14:13:41.894 |
| 2 | 1:28.450 | +2.268 | 14:15:10.344 |
| 3 | 1:28.369 | +2.187 | 14:16:38.713 |
| 4 | 1:30.937 | +4.755 | 14:18:09.650 |
| 5 | 1:26.934 | +0.752 | 14:19:36.584 |
| 6 | 1:26.182 | | 14:21:02.766 |
| p7 | 1:38.515 | +12.333 | 14:22:41.281 |
| 8 | 8:01.359 | +6:35.177 | 14:30:42.640 |
| 9 | 1:28.122 | +1.940 | 14:32:10.762 |
| 10 | 1:26.582 | +0.400 | 14:33:37.344 |
| p11 | 1:37.057 | +10.875 | 14:35:14.401 |
| 12 | 3:56.635 | +2:30.453 | 14:39:11.036 |
| 13 | 1:36.419 | +10.237 | 14:40:47.455 |
| p14 | 2:06.062 | +39.880 | 14:42:53.517 |
| 15 | 6:07.392 | +4:41.210 | 14:49:00.909 |
| 16 | 1:41.039 | +14.857 | 14:50:41.948 |

| Lap | Lap Tm | Diff | Time of Day |
|-----|-----------------|---------|--------------|
| 17 | 1:41.205 | +15.023 | 14:52:23.153 |
| p18 | 1:55.615 | +29.433 | 14:54:18.768 |

| Lap | Lap Tm | Diff | Time of Day |
|------------------------|-----------------|-----------|--------------|
| (3) Jocke Mangs | | | |
| 1 | 1:36.974 | +10.709 | 14:13:47.887 |
| 2 | 1:36.610 | +10.345 | 14:15:24.497 |
| 3 | 1:29.835 | +3.570 | 14:16:54.332 |
| 4 | 1:34.499 | +8.234 | 14:18:28.831 |
| 5 | 1:27.588 | +1.323 | 14:19:56.419 |
| 6 | 1:26.885 | +0.620 | 14:21:23.304 |
| 7 | 1:26.599 | +0.334 | 14:22:49.903 |
| 8 | 1:26.299 | +0.034 | 14:24:16.202 |
| 9 | 1:26.265 | | 14:25:42.467 |
| 10 | 1:26.297 | +0.032 | 14:27:08.764 |
| p11 | 1:38.486 | +12.221 | 14:28:47.250 |
| 12 | 6:19.543 | +4:53.278 | 14:35:06.793 |
| 13 | 1:43.567 | +17.302 | 14:36:50.360 |
| p14 | 1:53.158 | +26.893 | 14:38:43.518 |

| Lap | Lap Tm | Diff | Time of Day |
|--------------------------|-----------------|-----------|--------------|
| (4) Lukas Sundahl | | | |
| 1 | 1:31.575 | +5.267 | 14:14:15.068 |
| 2 | 1:29.524 | +3.216 | 14:15:44.592 |
| 3 | 1:28.871 | +2.563 | 14:17:13.463 |
| 4 | 1:27.776 | +1.468 | 14:18:41.239 |
| 5 | 1:26.756 | +0.448 | 14:20:07.995 |
| 6 | 1:26.345 | +0.037 | 14:21:34.340 |
| 7 | 1:26.839 | +0.531 | 14:23:01.179 |
| 8 | 1:26.308 | | 14:24:27.487 |
| p9 | 1:37.940 | +11.632 | 14:26:05.427 |
| 10 | 3:23.536 | +1:57.228 | 14:29:28.963 |
| 11 | 1:26.990 | +0.682 | 14:30:55.953 |
| p12 | 1:41.812 | +15.504 | 14:32:37.765 |
| 13 | 3:54.946 | +2:28.638 | 14:36:32.711 |
| 14 | 1:33.142 | +6.834 | 14:38:05.853 |
| 15 | 1:30.161 | +3.853 | 14:39:36.014 |
| 16 | 1:29.876 | +3.568 | 14:41:05.890 |
| p17 | 1:58.682 | +32.374 | 14:43:04.572 |

| Lap | Lap Tm | Diff | Time of Day |
|-------------------------------------|-----------------|-----------|--------------|
| (57) (M) Lars-Bertil Rantzow | | | |
| 1 | 1:31.306 | +4.672 | 14:14:17.838 |
| 2 | 1:29.539 | +2.905 | 14:15:47.377 |
| 3 | 1:30.075 | +3.441 | 14:17:17.452 |
| 4 | 1:29.577 | +2.943 | 14:18:47.029 |
| 5 | 1:28.611 | +1.977 | 14:20:15.640 |
| 6 | 1:26.634 | | 14:21:42.274 |
| 7 | 1:27.130 | +0.496 | 14:23:09.404 |
| p8 | 1:37.717 | +11.083 | 14:24:47.121 |
| 9 | 5:33.102 | +4:06.468 | 14:30:20.223 |
| 10 | 1:31.225 | +4.591 | 14:31:51.448 |
| 11 | 1:27.299 | +0.665 | 14:33:18.747 |
| 12 | 1:26.713 | +0.079 | 14:34:45.460 |
| 13 | 1:27.830 | +1.196 | 14:36:13.290 |
| p14 | 1:44.825 | +18.191 | 14:37:58.115 |

| Lap | Lap Tm | Diff | Time of Day |
|-------------------------------|-----------------|---------|--------------|
| (91) Andreas Mikkelsen | | | |
| 1 | 1:36.219 | +9.577 | 14:14:00.768 |
| 2 | 1:34.721 | +8.079 | 14:15:35.489 |
| 3 | 1:30.559 | +3.917 | 14:17:06.048 |
| 4 | 1:28.350 | +1.708 | 14:18:34.398 |
| 5 | 1:39.896 | +13.254 | 14:20:14.294 |
| 6 | 1:27.403 | +0.761 | 14:21:41.697 |
| 7 | 1:32.354 | +5.712 | 14:23:14.051 |
| 8 | 1:27.482 | +0.840 | 14:24:41.533 |
| 9 | 1:26.978 | +0.336 | 14:26:08.511 |
| 10 | 1:26.642 | | 14:27:35.153 |
| 11 | 1:26.882 | +0.240 | 14:29:02.035 |

| Lap | Lap Tm | Diff | Time of Day |
|-----|-----------------|-----------|--------------|
| p12 | 1:38.819 | +12.177 | 14:30:40.854 |
| 13 | 5:54.971 | +4:28.329 | 14:36:35.825 |
| 14 | 1:45.811 | +19.169 | 14:38:21.636 |
| 15 | 1:33.228 | +6.586 | 14:39:54.864 |
| p16 | 1:46.642 | +20.000 | 14:41:41.506 |
| 17 | 6:27.643 | +5:01.001 | 14:48:09.149 |
| 18 | 1:41.416 | +14.774 | 14:49:50.565 |
| 19 | 1:41.596 | +14.954 | 14:51:32.161 |
| 20 | 1:42.823 | +16.181 | 14:53:14.984 |
| 21 | 1:41.197 | +14.555 | 14:54:56.181 |

| Lap | Lap Tm | Diff | Time of Day |
|--------------------------------|-----------------|-----------|--------------|
| (11) Pontus Fredricsson | | | |
| 1 | 1:36.039 | +8.962 | 14:14:12.751 |
| 2 | 1:29.490 | +2.413 | 14:15:42.241 |
| 3 | 1:29.297 | +2.220 | 14:17:11.538 |
| 4 | 1:28.633 | +1.556 | 14:18:40.171 |
| 5 | 1:27.602 | +0.525 | 14:20:07.773 |
| 6 | 1:27.672 | +0.595 | 14:21:35.445 |
| 7 | 1:27.272 | +0.195 | 14:23:02.717 |
| 8 | 1:27.077 | | 14:24:29.794 |
| p9 | 1:46.277 | +19.200 | 14:26:16.071 |
| 10 | 9:25.537 | +7:58.460 | 14:35:41.608 |
| 11 | 1:29.963 | +2.886 | 14:37:11.571 |
| 12 | 1:29.177 | +2.100 | 14:38:40.748 |
| 13 | 1:28.246 | +1.169 | 14:40:08.994 |
| p14 | 2:11.272 | +44.195 | 14:42:20.266 |

| Lap | Lap Tm | Diff | Time of Day |
|------------------------------|-----------------|-----------|--------------|
| (21) (M) Magnus Öhman | | | |
| 1 | 1:32.261 | +4.988 | 14:14:21.728 |
| 2 | 1:29.476 | +2.203 | 14:15:51.204 |
| 3 | 1:29.560 | +2.287 | 14:17:20.764 |
| 4 | 1:29.565 | +2.292 | 14:18:50.329 |
| 5 | 1:28.324 | +1.051 | 14:20:18.653 |
| 6 | 1:28.999 | +1.726 | 14:21:47.652 |
| 7 | 1:27.820 | +0.547 | 14:23:15.472 |
| 8 | 1:27.458 | +0.185 | 14:24:42.930 |
| 9 | 1:27.476 | +0.203 | 14:26:10.406 |
| 10 | 1:27.273 | | 14:27:37.679 |
| 11 | 1:27.856 | +0.583 | 14:29:05.535 |
| p12 | 1:40.148 | +12.875 | 14:30:45.683 |
| 13 | 4:25.063 | +2:57.790 | 14:35:10.746 |
| 14 | 1:35.868 | +8.595 | 14:36:46.614 |
| 15 | 1:30.516 | +3.243 | 14:38:17.130 |
| 16 | 1:29.474 | +2.201 | 14:39:46.604 |
| 17 | 1:40.706 | +13.433 | 14:41:27.310 |
| p18 | 2:06.040 | +38.767 | 14:43:33.350 |
| 19 | 5:29.403 | +4:02.130 | 14:49:02.753 |
| 20 | 1:56.014 | +28.741 | 14:50:58.767 |
| 21 | 1:40.560 | +13.287 | 14:52:39.327 |
| 22 | 1:42.115 | +14.842 | 14:54:21.442 |
| 23 | 1:42.283 | +15.010 | 14:56:03.725 |

| Lap | Lap Tm | Diff | Time of Day |
|----------------------------|-----------------|--------|--------------|
| (92) Anton Marklund | | | |
| 1 | 1:35.181 | +7.650 | 14:13:48.319 |
| 2 | 1:32.102 | +4.571 | 14:15:20.421 |
| 3 | 1:30.408 | +2.877 | 14:16:50.829 |
| 4 | 1:29.102 | +1.571 | 14:18:19.931 |
| 5 | 1:28.669 | +1.138 | 14:19:48.600 |
| 6 | 1:27.753 | +0.222 | 14:21:16.353 |
| 7 | 1:27.942 | +0.411 | 14:22:44.295 |
| 8 | 1:33.100 | +5.569 | 14:24:17.395 |
| 9 | | | |

STCC Rudskogen

Porsche Carrera Cup

Rudskogen 3,217 Km

Test 2

03.06.2017 14:10

Practice (45:00 Time) started at 14:09:58

| Lap | Lap Tm | Diff | Time of Day |
|-----|----------|-----------|--------------|
| p14 | 2:03.111 | +35.580 | 14:37:17.966 |
| p15 | 6:27.990 | +5:00.459 | 14:43:45.956 |
| 16 | 3:38.593 | +2:11.062 | 14:47:24.549 |
| 17 | 1:41.301 | +13.770 | 14:49:05.850 |
| 18 | 1:47.329 | +19.798 | 14:50:53.179 |
| 19 | 1:40.711 | +13.180 | 14:52:33.890 |
| 20 | 1:40.030 | +12.499 | 14:54:13.920 |

| (852) Ole William Nærnesnes | | | |
|-----------------------------|----------|-----------|--------------|
| Lap | Lap Tm | Diff | Time of Day |
| 1 | 1:34.802 | +6.352 | 14:13:55.463 |
| 2 | 1:35.199 | +6.749 | 14:15:30.662 |
| 3 | 1:58.251 | +29.801 | 14:17:28.913 |
| 4 | 1:29.861 | +1.411 | 14:18:58.774 |
| 5 | 1:28.904 | +0.454 | 14:20:27.678 |
| 6 | 1:29.385 | +0.935 | 14:21:57.063 |
| 7 | 1:29.955 | +1.505 | 14:23:27.018 |
| 8 | 1:28.780 | +0.330 | 14:24:55.798 |
| 9 | 1:29.214 | +0.764 | 14:26:25.012 |
| 10 | 1:29.708 | +1.258 | 14:27:54.720 |
| 11 | 1:29.325 | +0.875 | 14:29:24.045 |
| 12 | 1:28.450 | | 14:30:52.495 |
| 13 | 1:28.473 | +0.023 | 14:32:20.968 |
| 14 | 1:29.187 | +0.737 | 14:33:50.155 |
| p15 | 1:52.625 | +24.175 | 14:35:42.780 |
| 16 | 4:00.861 | +2:32.411 | 14:39:43.641 |
| p17 | 1:54.472 | +26.022 | 14:41:38.113 |

| (25) (M) Peter Eriksson | | | |
|-------------------------|----------|-----------|--------------|
| Lap | Lap Tm | Diff | Time of Day |
| 1 | 1:36.453 | +7.826 | 14:13:54.656 |
| 2 | 1:34.184 | +5.557 | 14:15:28.840 |
| 3 | 1:33.160 | +4.533 | 14:17:02.000 |
| 4 | 1:31.817 | +3.190 | 14:18:33.817 |
| p5 | 1:39.843 | +11.216 | 14:20:13.660 |
| 6 | 4:59.288 | +3:30.661 | 14:25:12.948 |
| 7 | 1:33.880 | +5.253 | 14:26:46.828 |
| 8 | 1:30.508 | +1.881 | 14:28:17.336 |
| 9 | 1:29.890 | +1.263 | 14:29:47.226 |
| 10 | 1:28.997 | +0.370 | 14:31:16.223 |
| 11 | 1:29.265 | +0.638 | 14:32:45.488 |
| 12 | 1:28.627 | | 14:34:14.115 |
| 13 | 1:28.766 | +0.139 | 14:35:42.881 |
| p14 | 1:42.085 | +13.458 | 14:37:24.966 |

| (9) (M) Thomas Karlsson | | | |
|-------------------------|----------|-----------|--------------|
| Lap | Lap Tm | Diff | Time of Day |
| 1 | 1:35.888 | +6.676 | 14:14:25.536 |
| 2 | 1:31.524 | +2.312 | 14:15:57.060 |
| 3 | 1:31.110 | +1.898 | 14:17:28.170 |
| 4 | 1:29.414 | +0.202 | 14:18:57.584 |
| 5 | 1:29.376 | +0.164 | 14:20:26.960 |
| 6 | 1:29.490 | +0.278 | 14:21:56.450 |
| 7 | 1:29.481 | +0.269 | 14:23:25.931 |
| 8 | 1:30.409 | +1.197 | 14:24:56.340 |
| 9 | 1:30.177 | +0.965 | 14:26:26.517 |
| 10 | 1:29.777 | +0.565 | 14:27:56.294 |
| 11 | 1:29.212 | | 14:29:25.506 |
| 12 | 1:29.379 | +0.167 | 14:30:54.885 |
| p13 | 1:41.806 | +12.594 | 14:32:36.691 |
| 14 | 4:52.570 | +3:23.358 | 14:37:29.261 |
| 15 | 1:35.391 | +6.179 | 14:39:04.652 |
| 16 | 1:33.542 | +4.330 | 14:40:38.194 |
| p17 | 2:04.257 | +35.045 | 14:42:42.451 |
| 18 | 7:40.727 | +6:11.515 | 14:50:23.178 |
| 19 | 1:40.629 | +11.417 | 14:52:03.807 |
| 20 | 1:42.241 | +13.029 | 14:53:46.048 |
| 21 | 1:42.190 | +12.978 | 14:55:28.238 |

| Lap | Lap Tm | Diff | Time of Day |
|---------------------|----------|-----------|--------------|
| (42) Thomas Solberg | | | |
| 1 | 1:34.953 | +5.484 | 14:13:55.277 |
| 2 | 1:33.083 | +3.614 | 14:15:28.360 |
| 3 | 1:31.425 | +1.956 | 14:16:59.785 |
| 4 | 1:32.997 | +3.528 | 14:18:32.782 |
| 5 | 1:29.469 | | 14:20:02.251 |
| 6 | 1:30.486 | +1.017 | 14:21:32.737 |
| p7 | 1:44.856 | +15.387 | 14:23:17.593 |
| 8 | 7:18.538 | +5:49.069 | 14:30:36.131 |
| 9 | 1:30.420 | +0.951 | 14:32:06.551 |
| 10 | 1:30.704 | +1.235 | 14:33:37.255 |
| 11 | 1:31.215 | +1.746 | 14:35:08.470 |
| 12 | 1:32.337 | +2.868 | 14:36:40.807 |
| 13 | 1:32.005 | +2.536 | 14:38:12.812 |
| 14 | 1:32.240 | +2.771 | 14:39:45.052 |
| p15 | 1:50.920 | +21.451 | 14:41:35.972 |

| (901) Per Christian Wiencke | | | |
|-----------------------------|----------|-----------|--------------|
| Lap | Lap Tm | Diff | Time of Day |
| 1 | 1:37.429 | +6.790 | 14:14:03.114 |
| 2 | 1:34.137 | +3.498 | 14:15:37.251 |
| 3 | 1:34.109 | +3.470 | 14:17:11.360 |
| 4 | 1:33.913 | +3.274 | 14:18:45.273 |
| 5 | 1:32.789 | +2.150 | 14:20:18.062 |
| 6 | 1:31.880 | +1.241 | 14:21:49.942 |
| 7 | 1:30.639 | | 14:23:20.581 |
| 8 | 1:31.366 | +0.727 | 14:24:51.947 |
| 9 | 1:32.239 | +1.600 | 14:26:24.186 |
| 10 | 1:31.477 | +0.838 | 14:27:55.663 |
| 11 | 1:33.113 | +2.474 | 14:29:28.776 |
| 12 | 1:33.570 | +2.931 | 14:31:02.346 |
| p13 | 1:46.224 | +15.585 | 14:32:48.570 |
| 14 | 3:48.569 | +2:17.930 | 14:36:37.139 |
| 15 | 1:35.345 | +4.706 | 14:38:12.484 |
| p16 | 1:50.392 | +19.753 | 14:40:02.876 |

| (88) (M) Anssi-Jukka Kasi | | | |
|---------------------------|----------|-----------|--------------|
| Lap | Lap Tm | Diff | Time of Day |
| 1 | 1:37.680 | +6.261 | 14:14:08.663 |
| 2 | 1:35.261 | +3.842 | 14:15:43.924 |
| 3 | 1:33.207 | +1.788 | 14:17:17.131 |
| 4 | 1:32.963 | +1.544 | 14:18:50.094 |
| 5 | 1:32.403 | +0.984 | 14:20:22.497 |
| 6 | 1:31.628 | +0.209 | 14:21:54.125 |
| 7 | 1:32.954 | +1.535 | 14:23:27.079 |
| 8 | 1:31.419 | | 14:24:58.498 |
| 9 | 1:32.146 | +0.727 | 14:26:30.644 |
| 10 | 1:31.957 | +0.538 | 14:28:02.601 |
| p11 | 1:43.410 | +11.991 | 14:29:46.011 |
| 12 | 4:13.146 | +2:41.727 | 14:33:59.157 |
| 13 | 1:32.270 | +0.851 | 14:35:31.427 |
| p14 | 1:49.078 | +17.659 | 14:37:20.505 |
| 15 | 6:24.117 | +4:52.698 | 14:43:44.622 |
| 16 | 1:46.613 | +15.194 | 14:45:31.235 |
| p17 | 1:59.675 | +28.256 | 14:47:30.910 |

| Lap | Lap Tm | Diff | Time of Day |
|-----|--------|------|-------------|
|-----|--------|------|-------------|

STCC Rudskogen

Porsche Carrera Cup

Rudskogen 3,217 Km

Qualifying Q1

03.06.2017 16:45

Qualifying (17:00 Time) started at 16:43:28

| Pos | No. | Name | Entrant | Make | Nat./Club | Laps | Best Tm | Diff | In Lap | 2nd Best |
|-----|-----|--------------------------------|--------------------------|-----------------|--------------------|------|----------|-------|--------|----------|
| 1 | 17 | Dennis Olsen | KNA Varna | Porsche 991 Cup | NOR- | 6 | 1:39.522 | | 4 | 1:40.052 |
| 2 | 57 | (M) Lars-Bertil Rantzow | Mtech Competition | Porsche 991 Cup | SWE-KAK Syd | 7 | 1:40.861 | 1.339 | 6 | 1:41.278 |
| 3 | 91 | Oscar Palm | | Porsche 991 Cup | SWE-KAK | 8 | 1:41.192 | 1.670 | 7 | 1:41.377 |
| 4 | 66 | Robin Hansson | Fragus Motorsport | Porsche 991 Cup | SWE-Team 13 | 6 | 1:41.322 | 1.800 | 5 | 1:41.784 |
| 5 | 911 | Andreas Mikkelsen | KNA Kongsvinger | Porsche 991 Cup | NOR- | 8 | 1:41.489 | 1.967 | 4 | 1:41.759 |
| 6 | 86 | Philip Morin | Cirkus Karlsson Racing | Porsche 991 Cup | SWE-Luleå MS | 8 | 1:41.734 | 2.212 | 8 | 1:41.884 |
| 7 | 4 | Lukas Sundahl | | Porsche 991 Cup | SWE-Wäxjö MS | 9 | 1:41.970 | 2.448 | 5 | 1:42.239 |
| 8 | 3 | Jocke Mangs | | Porsche 991 Cup | SWE-KAK | 8 | 1:42.181 | 2.659 | 6 | 1:42.363 |
| 9 | 11 | Pontus Fredricsson | Fragus Motorsport | Porsche 991 Cup | SWE-KAK Motorsport | 8 | 1:42.608 | 3.086 | 5 | 1:42.810 |
| 10 | 92 | Anton Marklund | | Porsche 991 Cup | SWE-Bolidens MK | 6 | 1:42.957 | 3.435 | 6 | 1:43.164 |
| 11 | 21 | (M) Magnus Öhman | Mtech Competition | Porsche 991 Cup | SWE-KAK | 8 | 1:43.249 | 3.727 | 3 | 1:43.344 |
| 12 | 9 | (M) Thomas Karlsson | Mtech Competition | Porsche 991 Cup | SWE-Falkenbergs MK | 8 | 1:44.345 | 4.823 | 8 | 1:44.799 |
| 13 | 42 | Thomas Solberg | JAFFA Racing Norge | Porsche 997 Cup | NOR-PCN | 8 | 1:44.658 | 5.136 | 8 | 1:45.130 |
| 14 | 901 | Per Christian Wiencke | | Porsche 997 Cup | NOR-PCN | 8 | 1:45.103 | 5.581 | 6 | 1:46.155 |
| 15 | 25 | (M) Peter Eriksson | | Porsche 991 Cup | SWE-Hyllinge MS | 8 | 1:45.130 | 5.608 | 8 | 1:45.934 |
| 16 | 852 | Ole William Nærsnes | | Porsche 997 Cup | NOR-PCN | 7 | 1:45.182 | 5.660 | 5 | 1:45.273 |
| 17 | 88 | (M) Anssi-Jukka Kasi | PWR Racing Customer Team | Porsche 991 Cup | FIN-LCF | 8 | 1:46.857 | 7.335 | 7 | 1:46.956 |

Announcements

weather: rain - 14 degrees - wet track

These results are provisional until the conclusion of any judicial and technical matters!

STCC Rudskogen

Porsche Carrera Cup

Qualifying Q1

Qualifying (17:00 Time) started at 16:43:28

Rudskogen 3,217 Km

03.06.2017 16:45

| Lap | Lap Tm | Diff | Time of Day |
|-------------------|----------|---------|--------------|
| (17) Dennis Olsen | | | |
| 1 | 1:40.383 | +0.861 | 16:47:48.281 |
| 2 | 1:40.052 | +0.530 | 16:49:28.333 |
| 3 | 1:49.456 | +9.934 | 16:51:17.789 |
| 4 | 1:39.522 | | 16:52:57.311 |
| 5 | 1:50.458 | +10.936 | 16:54:47.769 |
| p6 | 1:50.078 | +10.556 | 16:56:37.847 |

| Lap | Lap Tm | Diff | Time of Day |
|------------------------------|----------|---------|--------------|
| (57) (M) Lars-Bertil Rantzow | | | |
| 1 | 1:43.361 | +2.500 | 16:48:35.969 |
| 2 | 1:42.126 | +1.265 | 16:50:18.095 |
| 3 | 1:42.259 | +1.398 | 16:52:00.354 |
| 4 | 1:41.278 | +0.417 | 16:53:41.632 |
| 5 | 1:41.764 | +0.903 | 16:55:23.396 |
| 6 | 1:40.861 | | 16:57:04.257 |
| p7 | 1:54.379 | +13.518 | 16:58:58.636 |

| Lap | Lap Tm | Diff | Time of Day |
|-----------------|----------|---------|--------------|
| (91) Oscar Palm | | | |
| 1 | 1:44.360 | +3.168 | 16:48:09.868 |
| 2 | 1:43.010 | +1.818 | 16:49:52.878 |
| 3 | 1:42.935 | +1.743 | 16:51:35.813 |
| 4 | 1:41.951 | +0.759 | 16:53:17.764 |
| 5 | 1:41.377 | +0.185 | 16:54:59.141 |
| 6 | 1:44.011 | +2.819 | 16:56:43.152 |
| 7 | 1:41.192 | | 16:58:24.344 |
| p8 | 1:56.845 | +15.653 | 17:00:21.189 |

| Lap | Lap Tm | Diff | Time of Day |
|--------------------|----------|-----------|--------------|
| (66) Robin Hansson | | | |
| 1 | 1:42.957 | +1.635 | 16:47:58.060 |
| 2 | 1:41.784 | +0.462 | 16:49:39.844 |
| p3 | 1:51.559 | +10.237 | 16:51:31.403 |
| 4 | 6:08.473 | +4:27.151 | 16:57:39.876 |
| 5 | 1:41.322 | | 16:59:21.198 |
| 6 | 1:42.101 | +0.779 | 17:01:03.299 |

| Lap | Lap Tm | Diff | Time of Day |
|-------------------------|----------|---------|--------------|
| (911) Andreas Mikkelsen | | | |
| 1 | 1:49.234 | +7.745 | 16:48:51.412 |
| 2 | 2:00.182 | +18.693 | 16:50:51.594 |
| 3 | 1:42.143 | +0.654 | 16:52:33.737 |
| 4 | 1:41.489 | | 16:54:15.226 |
| 5 | 1:51.524 | +10.035 | 16:56:06.750 |
| 6 | 1:43.900 | +2.411 | 16:57:50.650 |
| 7 | 1:43.544 | +2.055 | 16:59:34.194 |
| 8 | 1:41.759 | +0.270 | 17:01:15.953 |

| Lap | Lap Tm | Diff | Time of Day |
|-------------------|----------|---------|--------------|
| (86) Philip Morin | | | |
| 1 | 1:43.089 | +1.355 | 16:48:03.978 |
| 2 | 1:41.884 | +0.150 | 16:49:45.862 |
| 3 | 1:44.079 | +2.345 | 16:51:29.941 |
| 4 | 1:42.716 | +0.982 | 16:53:12.657 |
| 5 | 1:42.864 | +1.130 | 16:54:55.521 |
| 6 | 1:59.310 | +17.576 | 16:56:54.831 |
| 7 | 2:01.321 | +19.587 | 16:58:56.152 |
| 8 | 1:41.734 | | 17:00:37.886 |

| Lap | Lap Tm | Diff | Time of Day |
|-------------------|----------|---------|--------------|
| (4) Lukas Sundahl | | | |
| 1 | 1:43.532 | +1.562 | 16:48:19.442 |
| 2 | 1:49.396 | +7.426 | 16:50:08.838 |
| 3 | 1:42.560 | +0.590 | 16:51:51.398 |
| 4 | 1:42.796 | +0.826 | 16:53:34.194 |
| 5 | 1:41.970 | | 16:55:16.164 |
| 6 | 1:42.239 | +0.269 | 16:56:58.403 |
| 7 | 1:43.178 | +1.208 | 16:58:41.581 |
| 8 | 1:44.053 | +2.083 | 17:00:25.634 |
| p9 | 1:54.873 | +12.903 | 17:02:20.507 |

| Lap | Lap Tm | Diff | Time of Day |
|-----------------|----------|---------|--------------|
| (3) Jocke Mangs | | | |
| 1 | 1:45.648 | +3.467 | 16:48:17.197 |
| 2 | 1:43.827 | +1.646 | 16:50:01.024 |
| 3 | 1:54.695 | +12.514 | 16:51:55.719 |
| 4 | 1:42.493 | +0.312 | 16:53:38.212 |
| 5 | 1:47.864 | +5.683 | 16:55:26.076 |
| 6 | 1:42.181 | | 16:57:08.257 |
| 7 | 1:42.363 | +0.182 | 16:58:50.620 |
| 8 | 1:42.467 | +0.286 | 17:00:33.087 |

| Lap | Lap Tm | Diff | Time of Day |
|-------------------------|----------|---------|--------------|
| (11) Pontus Fredricsson | | | |
| 1 | 1:44.412 | +1.804 | 16:48:42.208 |
| 2 | 1:42.810 | +0.202 | 16:50:25.018 |
| 3 | 1:43.969 | +1.361 | 16:52:08.987 |
| 4 | 1:43.364 | +0.756 | 16:53:52.351 |
| 5 | 1:42.608 | | 16:55:34.959 |
| 6 | 1:42.931 | +0.323 | 16:57:17.890 |
| 7 | 1:43.675 | +1.067 | 16:59:01.565 |
| 8 | 1:54.556 | +11.948 | 17:00:56.121 |

| Lap | Lap Tm | Diff | Time of Day |
|---------------------|----------|--------|--------------|
| (92) Anton Marklund | | | |
| 1 | 1:46.974 | +4.017 | 16:48:52.173 |
| 2 | 1:45.052 | +2.095 | 16:50:37.225 |
| 3 | 1:44.241 | +1.284 | 16:52:21.466 |
| 4 | 1:43.344 | +0.387 | 16:54:04.810 |
| 5 | 1:43.164 | +0.207 | 16:55:47.974 |
| 6 | 1:42.957 | | 16:57:30.931 |

| Lap | Lap Tm | Diff | Time of Day |
|-----------------------|----------|--------|--------------|
| (21) (M) Magnus Öhman | | | |
| 1 | 1:48.181 | +4.932 | 16:48:47.674 |
| 2 | 1:43.344 | +0.095 | 16:50:31.018 |
| 3 | 1:43.249 | | 16:52:14.267 |
| 4 | 1:43.656 | +0.407 | 16:53:57.923 |
| 5 | 1:44.912 | +1.663 | 16:55:42.835 |
| 6 | 1:43.908 | +0.659 | 16:57:26.743 |
| 7 | 1:43.520 | +0.271 | 16:59:10.263 |
| 8 | 1:43.750 | +0.501 | 17:00:54.013 |

| Lap | Lap Tm | Diff | Time of Day |
|-------------------------|----------|--------|--------------|
| (9) (M) Thomas Karlsson | | | |
| 1 | 1:48.845 | +4.500 | 16:49:12.528 |
| 2 | 1:45.313 | +0.968 | 16:50:57.841 |
| 3 | 1:45.789 | +1.444 | 16:52:43.630 |
| 4 | 1:46.365 | +2.020 | 16:54:29.995 |
| 5 | 1:44.887 | +0.542 | 16:56:14.882 |
| 6 | 1:44.799 | +0.454 | 16:57:59.681 |
| 7 | 1:44.835 | +0.490 | 16:59:44.516 |
| 8 | 1:44.345 | | 17:01:28.861 |

| Lap | Lap Tm | Diff | Time of Day |
|---------------------|----------|--------|--------------|
| (42) Thomas Solberg | | | |
| 1 | 1:46.705 | +2.047 | 16:49:36.854 |
| 2 | 1:46.418 | +1.760 | 16:51:23.272 |
| 3 | 1:46.452 | +1.794 | 16:53:09.724 |
| 4 | 1:45.250 | +0.592 | 16:54:54.974 |
| 5 | 1:52.201 | +7.543 | 16:56:47.175 |
| 6 | 1:45.272 | +0.614 | 16:58:32.447 |
| 7 | 1:45.130 | +0.472 | 17:00:17.577 |
| 8 | 1:44.658 | | 17:02:02.235 |

| Lap | Lap Tm | Diff | Time of Day |
|-----------------------------|----------|--------|--------------|
| (901) Per Christian Wiencke | | | |
| 1 | 1:48.078 | +2.975 | 16:49:15.380 |
| 2 | 1:47.617 | +2.514 | 16:51:02.997 |
| 3 | 1:47.244 | +2.141 | 16:52:50.241 |
| 4 | 1:46.416 | +1.313 | 16:54:36.657 |
| 5 | 1:46.859 | +1.756 | 16:56:23.516 |
| 6 | 1:45.103 | | 16:58:08.619 |

| Lap | Lap Tm | Diff | Time of Day |
|-----|----------|--------|--------------|
| 7 | 1:46.854 | +1.751 | 16:59:55.473 |
| 8 | 1:46.155 | +1.052 | 17:01:41.628 |

| Lap | Lap Tm | Diff | Time of Day |
|-------------------------|----------|--------|--------------|
| (25) (M) Peter Eriksson | | | |
| 1 | 1:50.554 | +5.424 | 16:49:09.175 |
| 2 | 1:47.516 | +2.386 | 16:50:56.691 |
| 3 | 1:46.352 | +1.222 | 16:52:43.043 |
| 4 | 1:47.974 | +2.844 | 16:54:31.017 |
| 5 | 1:47.029 | +1.899 | 16:56:18.046 |
| 6 | 1:54.072 | +8.942 | 16:58:12.118 |
| 7 | 1:45.934 | +0.804 | 16:59:58.052 |
| 8 | 1:45.130 | | 17:01:43.182 |

| Lap | Lap Tm | Diff | Time of Day |
|--------------------------|----------|---------|--------------|
| (852) Ole William Nærnes | | | |
| 1 | 1:47.209 | +2.027 | 16:48:53.585 |
| 2 | 1:46.007 | +0.825 | 16:50:39.592 |
| 3 | 1:45.787 | +0.605 | 16:52:25.379 |
| 4 | 1:45.273 | +0.091 | 16:54:10.652 |
| 5 | 1:45.182 | | 16:55:55.834 |
| 6 | 1:46.117 | +0.935 | 16:57:41.951 |
| p7 | 2:00.519 | +15.337 | 16:59:42.470 |

| Lap | Lap Tm | Diff | Time of Day |
|---------------------------|----------|--------|--------------|
| (88) (M) Anssi-Jukka Kasi | | | |
| 1 | 1:51.363 | +4.506 | 16:49:17.203 |
| 2 | 1:48.584 | +1.727 | 16:51:05.787 |
| 3 | 1:48.174 | +1.317 | 16:52:53.961 |
| 4 | 1:47.900 | +1.043 | 16:54:41.861 |
| 5 | 1:47.603 | +0.746 | 16:56:29.464 |
| 6 | 1:46.956 | +0.099 | 16:58:16.420 |
| 7 | 1:46.857 | | 17:00:03.277 |
| 8 | 1:48.150 | +1.293 | 17:01:51.427 |

STCC Rudskogen

Porsche Carrera Cup

Rudskogen 3,217 Km

Heat 1

04.06.2017 13:15

Race (20:00 or 14 Laps)

POLE POSITION

| |
|--|
| 2 |
| 57 (M) Lars-Bertil Rantzow 1:40.861 |
| 4 |
| 66 Robin Hansson 1:41.322 |
| 6 |
| 86 Philip Morin 1:41.734 |
| 8 |
| 3 Jocke Mangs 1:42.181 |
| 10 |
| 92 Anton Marklund 1:42.957 |
| 12 |
| 9 (M) Thomas Karlsson 1:44.345 |
| 14 |
| 901 Per Christian Wiencke 1:45.103 |
| 16 |
| 852 Ole William Nærnes 1:45.182 |

| |
|-------------------------------------|
| 1 |
| 17 Dennis Olsen 1:39.522 |
| 3 |
| 91 Oscar Palm 1:41.192 |
| 5 |
| 911 Andreas Mikkelsen 1:41.489 |
| 7 |
| 4 Lukas Sundahl 1:41.970 |
| 9 |
| 11 Pontus Fredricsson 1:42.608 |
| 11 |
| 21 (M) Magnus Öhman 1:43.249 |
| 13 |
| 42 Thomas Solberg 1:44.658 |
| 15 |
| 25 (M) Peter Eriksson 1:45.130 |
| 17 |
| 88 (M) Anssi-Jukka Kasi 1:46.857 |

1
2
3
4
5
6
7
8
9

Victor Rosén

STCC Rudskogen

Porsche Carrera Cup

Rudskogen 3,217 Km

Qualifying Q2

03.06.2017 17:07


Qualifying (8:00 Time) started at 17:18:49

| Pos | No. | Name | Entrant | Make | Nat./Club | Laps | Best Tm | Diff | In Lap | 2nd Best |
|-----|-----|--------------------------------|------------------------|-----------------|--------------|------|----------|-------|--------|----------|
| 1 | 17 | Dennis Olsen | KNA Varna | Porsche 991 Cup | NOR- | 4 | 1:38.231 | | 2 | 1:38.378 |
| 2 | 3 | Jocke Mangs | | Porsche 991 Cup | SWE-KAK | 4 | 1:39.781 | 1.550 | 3 | 1:39.943 |
| 3 | 4 | Lukas Sundahl | | Porsche 991 Cup | SWE-Wäxjö MS | 4 | 1:39.943 | 1.712 | 4 | 1:40.258 |
| 4 | 91 | Oscar Palm | | Porsche 991 Cup | SWE-KAK | 4 | 1:40.080 | 1.849 | 2 | 1:40.504 |
| 5 | 57 | (M) Lars-Bertil Rantzow | Mtech Competition | Porsche 991 Cup | SWE-KAK Syd | 4 | 1:40.125 | 1.894 | 1 | 1:40.431 |
| 6 | 911 | Andreas Mikkelsen | KNA Kongsvinger | Porsche 991 Cup | NOR- | 4 | 1:40.194 | 1.963 | 3 | 1:40.325 |
| 7 | 66 | Robin Hansson | Fragus Motorsport | Porsche 991 Cup | SWE-Team 13 | 4 | 1:40.893 | 2.662 | 3 | 1:40.898 |
| 8 | 86 | Philip Morin | Cirkus Karlsson Racing | Porsche 991 Cup | SWE-Luleå MS | 4 | 1:40.960 | 2.729 | 1 | 1:40.961 |

Announcements

weather: cloudy - 14 degrees - dry track

These results are provisional until the conclusion of any judicial and technical matters!



STCC Rudskogen

Porsche Carrera Cup

Rudskogen 3,217 Km

Qualifying Q2

03.06.2017 17:07

Qualifying (8:00 Time) started at 17:18:49

| Lap | Lap Tm | Diff | Time of Day |
|-------------------|----------|--------|--------------|
| (17) Dennis Olsen | | | |
| 1 | 1:38.574 | +0.343 | 17:22:15.926 |
| 2 | 1:38.231 | | 17:23:54.157 |
| 3 | 1:38.378 | +0.147 | 17:25:32.535 |
| 4 | 1:38.640 | +0.409 | 17:27:11.175 |

| Lap | Lap Tm | Diff | Time of Day |
|-----------------|----------|--------|--------------|
| (3) Jocke Mangs | | | |
| 1 | 1:40.831 | +1.050 | 17:22:32.797 |
| 2 | 1:40.313 | +0.532 | 17:24:13.110 |
| 3 | 1:39.781 | | 17:25:52.891 |
| 4 | 1:39.943 | +0.162 | 17:27:32.834 |

| Lap | Lap Tm | Diff | Time of Day |
|-------------------|----------|--------|--------------|
| (4) Lukas Sundahl | | | |
| 1 | 1:40.581 | +0.638 | 17:22:35.916 |
| 2 | 1:41.068 | +1.125 | 17:24:16.984 |
| 3 | 1:40.258 | +0.315 | 17:25:57.242 |
| 4 | 1:39.943 | | 17:27:37.185 |

| Lap | Lap Tm | Diff | Time of Day |
|-----------------|----------|--------|--------------|
| (91) Oscar Palm | | | |
| 1 | 1:46.104 | +6.024 | 17:22:54.519 |
| 2 | 1:40.080 | | 17:24:34.599 |
| 3 | 1:40.504 | +0.424 | 17:26:15.103 |
| 4 | 1:40.600 | +0.520 | 17:27:55.703 |

| Lap | Lap Tm | Diff | Time of Day |
|------------------------------|----------|--------|--------------|
| (57) (M) Lars-Bertil Rantzow | | | |
| 1 | 1:40.125 | | 17:22:21.564 |
| 2 | 1:40.432 | +0.307 | 17:24:01.996 |
| 3 | 1:40.590 | +0.465 | 17:25:42.586 |
| 4 | 1:40.431 | +0.306 | 17:27:23.017 |

| Lap | Lap Tm | Diff | Time of Day |
|-------------------------|----------|--------|--------------|
| (911) Andreas Mikkelsen | | | |
| 1 | 1:43.330 | +3.136 | 17:22:41.374 |
| 2 | 1:40.325 | +0.131 | 17:24:21.699 |
| 3 | 1:40.194 | | 17:26:01.893 |
| 4 | 1:41.351 | +1.157 | 17:27:43.244 |

| Lap | Lap Tm | Diff | Time of Day |
|--------------------|----------|---------|--------------|
| (66) Robin Hansson | | | |
| 1 | 1:43.749 | +2.856 | 17:22:43.393 |
| 2 | 1:40.898 | +0.005 | 17:24:24.291 |
| 3 | 1:40.893 | | 17:26:05.184 |
| p4 | 1:51.133 | +10.240 | 17:27:56.317 |

| Lap | Lap Tm | Diff | Time of Day |
|-------------------|----------|--------|--------------|
| (86) Philip Morin | | | |
| 1 | 1:40.960 | | 17:22:24.916 |
| 2 | 1:40.961 | +0.001 | 17:24:05.877 |
| 3 | 1:41.158 | +0.198 | 17:25:47.035 |
| 4 | 1:42.324 | +1.364 | 17:27:29.359 |

| Lap | Lap Tm | Diff | Time of Day |
|-----|--------|------|-------------|
|-----|--------|------|-------------|

| Lap | Lap Tm | Diff | Time of Day |
|-----|--------|------|-------------|
|-----|--------|------|-------------|

STCC Rudskogen

Porsche Carrera Cup

Rudskogen 3,217 Km

Heat 2

04.06.2017 15:15

Race (20:00 or 14 Laps)

POLE POSITION

| |
|--|
| 2 3 Jocke Mangs 1:39.781 |
| 4 91 Oscar Palm 1:40.080 |
| 6 911 Andreas Mikkelsen 1:40.194 |
| 8 86 Philip Morin 1:40.960 |
| 10 92 Anton Marklund 1:42.957 |
| 12 9 (M) Thomas Karlsson 1:44.345 |
| 14 901 Per Christian Wiencke 1:45.103 |
| 16 852 Ole William Nærnes 1:45.182 |

| |
|--|
| 1 17 Dennis Olsen 1:38.231 |
| 3 4 Lukas Sundahl 1:39.943 |
| 5 57 (M) Lars-Bertil Rantzow 1:40.125 |
| 7 66 Robin Hansson 1:40.893 |
| 9 11 Pontus Fredricsson 1:42.608 |
| 11 21 (M) Magnus Öhman 1:43.249 |
| 13 42 Thomas Solberg 1:44.658 |
| 15 25 (M) Peter Eriksson 1:45.130 |
| 17 88 (M) Anssi-Jukka Kasi 1:46.857 |

1
2
3
4
5
6
7
8
9

Victor Rosén

STCC Rudskogen

Porsche Carrera Cup

Rudskogen 3,217 Km

Warm up


04.06.2017 10:40

Practice (10:00 Time) started at 10:38:59

| Pos | No. | Name | Entrant | Make | Nat./Club | Laps | Best Tm | Diff | In Lap | 2nd Best |
|-----|-----|--------------------------------|--------------------------|-----------------|--------------------|------|----------|-------|--------|----------|
| 1 | 66 | Robin Hansson | Fragus Motorsport | Porsche 991 Cup | SWE-Team 13 | 6 | 1:27.990 | | 5 | 1:29.672 |
| 2 | 17 | Dennis Olsen | KNA Varna | Porsche 991 Cup | NOR- | 6 | 1:28.058 | 0.068 | 5 | 1:28.609 |
| 3 | 86 | Philip Morin | Cirkus Karlsson Racing | Porsche 991 Cup | SWE-Luleå MS | 5 | 1:28.373 | 0.383 | 5 | 1:29.189 |
| 4 | 4 | Lukas Sundahl | | Porsche 991 Cup | SWE-Wäxjö MS | 6 | 1:28.598 | 0.608 | 5 | 1:28.598 |
| 5 | 57 | (M) Lars-Bertil Rantzow | Mtech Competition | Porsche 991 Cup | SWE-KAK Syd | 6 | 1:29.053 | 1.063 | 5 | 1:29.333 |
| 6 | 91 | Oscar Palm | | Porsche 991 Cup | SWE-KAK | 6 | 1:29.399 | 1.409 | 5 | 1:29.739 |
| 7 | 3 | Jocke Mangs | | Porsche 991 Cup | SWE-KAK | 5 | 1:29.660 | 1.670 | 4 | 1:30.982 |
| 8 | 11 | Pontus Fredricsson | Fragus Motorsport | Porsche 991 Cup | SWE-KAK Motorsport | 6 | 1:30.689 | 2.699 | 4 | 1:30.907 |
| 9 | 92 | Anton Marklund | | Porsche 991 Cup | SWE-Bolidens MK | 5 | 1:30.893 | 2.903 | 4 | 1:32.132 |
| 10 | 911 | Andreas Mikkelsen | KNA Kongsvinger | Porsche 991 Cup | NOR- | 6 | 1:31.170 | 3.180 | 4 | 1:31.405 |
| 11 | 21 | (M) Magnus Öhman | Mtech Competition | Porsche 991 Cup | SWE-KAK | 5 | 1:31.644 | 3.654 | 4 | 1:31.848 |
| 12 | 25 | (M) Peter Eriksson | | Porsche 991 Cup | SWE-Hyllinge MS | 5 | 1:32.787 | 4.797 | 5 | 1:36.481 |
| 13 | 9 | (M) Thomas Karlsson | Mtech Competition | Porsche 991 Cup | SWE-Falkenbergs MK | 5 | 1:34.636 | 6.646 | 5 | 1:34.913 |
| 14 | 88 | (M) Anssi-Jukka Kasi | PWR Racing Customer Team | Porsche 991 Cup | FIN-LCF | 5 | 1:36.831 | 8.841 | 5 | 1:37.318 |

Announcements

weather: cloudy - 14 degrees - dry track
#91 - warning board



STCC Rudskogen

Porsche Carrera Cup

Rudskogen 3,217 Km

Warm up

04.06.2017 10:40

Practice (10:00 Time) started at 10:38:59

| Lap | Lap Tm | Diff | Time of Day |
|---------------------------|----------|---------|--------------|
| (66) Robin Hansson | | | |
| 1 | 1:32.905 | +4.915 | 10:42:44.124 |
| 2 | 1:32.265 | +4.275 | 10:44:16.389 |
| 3 | 1:29.772 | +1.782 | 10:45:46.161 |
| 4 | 1:29.672 | +1.682 | 10:47:15.833 |
| 5 | 1:27.990 | | 10:48:43.823 |
| p6 | 1:44.937 | +16.947 | 10:50:28.760 |

| Lap | Lap Tm | Diff | Time of Day |
|--------------------------|----------|---------|--------------|
| (17) Dennis Olsen | | | |
| 1 | 1:31.251 | +3.193 | 10:42:53.001 |
| 2 | 1:31.459 | +3.401 | 10:44:24.460 |
| 3 | 1:28.630 | +0.572 | 10:45:53.090 |
| 4 | 1:28.609 | +0.551 | 10:47:21.699 |
| 5 | 1:23.058 | | 10:48:49.757 |
| p6 | 1:42.817 | +14.759 | 10:50:32.574 |

| Lap | Lap Tm | Diff | Time of Day |
|--------------------------|----------|--------|--------------|
| (86) Philip Morin | | | |
| 1 | 1:32.295 | +3.922 | 10:43:14.522 |
| 2 | 1:31.435 | +3.062 | 10:44:45.957 |
| 3 | 1:29.189 | +0.816 | 10:46:15.146 |
| 4 | 1:30.723 | +2.350 | 10:47:45.869 |
| 5 | 1:28.373 | | 10:49:14.242 |

| Lap | Lap Tm | Diff | Time of Day |
|--------------------------|----------|--------|--------------|
| (4) Lukas Sundahl | | | |
| 1 | 1:32.163 | +3.565 | 10:42:48.276 |
| 2 | 1:37.272 | +8.674 | 10:44:25.548 |
| 3 | 1:28.602 | +0.004 | 10:45:54.150 |
| 4 | 1:29.583 | +0.985 | 10:47:23.733 |
| 5 | 1:28.598 | | 10:48:52.331 |
| 6 | 1:28.598 | | 10:50:20.929 |

| Lap | Lap Tm | Diff | Time of Day |
|-------------------------------------|----------|--------|--------------|
| (57) (M) Lars-Bertil Rantzow | | | |
| 1 | 1:33.121 | +4.068 | 10:42:58.628 |
| 2 | 1:33.907 | +4.854 | 10:44:32.535 |
| 3 | 1:31.251 | +2.198 | 10:46:03.786 |
| 4 | 1:29.333 | +0.280 | 10:47:33.119 |
| 5 | 1:29.053 | | 10:49:02.172 |
| 6 | 1:30.669 | +1.616 | 10:50:32.841 |

| Lap | Lap Tm | Diff | Time of Day |
|------------------------|----------|---------|--------------|
| (91) Oscar Palm | | | |
| 1 | 1:34.228 | +4.829 | 10:42:37.614 |
| 2 | 1:31.569 | +2.170 | 10:44:09.183 |
| 3 | 1:30.136 | +0.737 | 10:45:39.319 |
| 4 | 1:29.739 | +0.340 | 10:47:09.058 |
| 5 | 1:29.399 | | 10:48:38.457 |
| p6 | 1:47.022 | +17.623 | 10:50:25.479 |

| Lap | Lap Tm | Diff | Time of Day |
|------------------------|----------|---------|--------------|
| (3) Jocke Mangs | | | |
| 1 | 1:30.982 | +1.322 | 10:42:24.063 |
| 2 | 1:31.221 | +1.561 | 10:43:55.284 |
| 3 | 1:37.720 | +8.060 | 10:45:33.004 |
| 4 | 1:29.660 | | 10:47:02.664 |
| p5 | 1:42.875 | +13.215 | 10:48:45.539 |

| Lap | Lap Tm | Diff | Time of Day |
|--------------------------------|----------|--------|--------------|
| (11) Pontus Fredricsson | | | |
| 1 | 1:36.704 | +6.015 | 10:42:52.386 |
| 2 | 1:35.404 | +4.715 | 10:44:27.790 |
| 3 | 1:32.876 | +2.187 | 10:46:00.666 |
| 4 | 1:30.689 | | 10:47:31.355 |
| 5 | 1:32.812 | +2.123 | 10:49:04.167 |
| 6 | 1:30.907 | +0.218 | 10:50:35.074 |

| Lap | Lap Tm | Diff | Time of Day |
|----------------------------|----------|--------|--------------|
| (92) Anton Marklund | | | |
| 1 | 1:35.193 | +4.300 | 10:43:21.545 |
| 2 | 1:34.339 | +3.446 | 10:44:55.884 |

| Lap | Lap Tm | Diff | Time of Day |
|-----|----------|--------|--------------|
| 3 | 1:32.132 | +1.239 | 10:46:28.016 |
| 4 | 1:30.893 | | 10:47:58.909 |
| 5 | 1:33.944 | +3.051 | 10:49:32.853 |

| Lap | Lap Tm | Diff | Time of Day |
|--------------------------------|----------|--------|--------------|
| (911) Andreas Mikkelsen | | | |
| 1 | 1:36.649 | +5.479 | 10:42:47.847 |
| 2 | 1:33.058 | +1.888 | 10:44:20.905 |
| 3 | 1:31.405 | +0.235 | 10:45:52.310 |
| 4 | 1:31.170 | | 10:47:23.480 |
| 5 | 1:32.298 | +1.128 | 10:48:55.778 |
| 6 | 1:31.946 | +0.776 | 10:50:27.724 |

| Lap | Lap Tm | Diff | Time of Day |
|------------------------------|----------|--------|--------------|
| (21) (M) Magnus Öhman | | | |
| 1 | 1:35.326 | +3.682 | 10:43:13.070 |
| 2 | 1:35.798 | +4.154 | 10:44:48.868 |
| 3 | 1:31.848 | +0.204 | 10:46:20.716 |
| 4 | 1:31.644 | | 10:47:52.360 |
| 5 | 1:32.292 | +0.648 | 10:49:24.652 |

| Lap | Lap Tm | Diff | Time of Day |
|--------------------------------|----------|---------|--------------|
| (25) (M) Peter Eriksson | | | |
| 1 | 1:45.633 | +12.846 | 10:42:55.651 |
| 2 | 1:41.015 | +8.228 | 10:44:36.666 |
| 3 | 1:36.481 | +3.694 | 10:46:13.147 |
| 4 | 1:37.001 | +4.214 | 10:47:50.148 |
| 5 | 1:32.787 | | 10:49:22.935 |

| Lap | Lap Tm | Diff | Time of Day |
|--------------------------------|----------|--------|--------------|
| (9) (M) Thomas Karlsson | | | |
| 1 | 1:38.992 | +4.356 | 10:43:21.385 |
| 2 | 1:39.186 | +4.550 | 10:45:00.571 |
| 3 | 1:34.913 | +0.277 | 10:46:35.484 |
| 4 | 1:35.162 | +0.526 | 10:48:10.646 |
| 5 | 1:34.636 | | 10:49:45.282 |

| Lap | Lap Tm | Diff | Time of Day |
|----------------------------------|----------|--------|--------------|
| (88) (M) Anssi-Jukka Kasi | | | |
| 1 | 1:41.259 | +4.428 | 10:43:32.753 |
| 2 | 1:39.633 | +2.802 | 10:45:12.386 |
| 3 | 1:37.939 | +1.108 | 10:46:50.325 |
| 4 | 1:37.318 | +0.487 | 10:48:27.643 |
| 5 | 1:36.831 | | 10:50:04.474 |

| Lap | Lap Tm | Diff | Time of Day |
|-----|--------|------|-------------|
|-----|--------|------|-------------|

STCC Rudskogen

Porsche Carrera Cup

Rudskogen 3,217 Km

Heat 1

04.06.2017 13:15

Race (20:00 or 14 Laps) started at 13:24:20

| Pos | No. | Name | Entrant | Make | Nat./Club | Total Tm | Laps | Diff | Best Tm | Ø km/h |
|-------------------------------|-----|--------------------------------|--------------------------|-----------------|--------------------|-----------|-----------|----------|----------|---------|
| 1 | 17 | Dennis Olsen | KNA Varna | Porsche 991 Cup | NOR- | 21:51.117 | 13 | | 1:37.439 | 114,830 |
| 2 | 57 | (M) Lars-Bertil Rantzow | Mtech Competition | Porsche 991 Cup | SWE-KAK Syd | 22:11.420 | 13 | 20.303 | 1:39.660 | 113,079 |
| 3 | 91 | Oscar Palm | | Porsche 991 Cup | SWE-KAK | 22:16.193 | 13 | 25.076 | 1:40.176 | 112,675 |
| 4 | 911 | Andreas Mikkelsen | KNA Kongsvinger | Porsche 991 Cup | NOR- | 22:19.689 | 13 | 28.572 | 1:39.656 | 112,381 |
| 5 | 4 | Lukas Sundahl | | Porsche 991 Cup | SWE-Wäxjö MS | 22:22.252 | 13 | 31.135 | 1:40.502 | 112,166 |
| 6 | 86 | Philip Morin | Cirkus Karlsson Racing | Porsche 991 Cup | SWE-Luleå MS | 22:23.582 | 13 | 32.465 | 1:40.418 | 112,055 |
| 7 | 3 | Jocke Mangs | | Porsche 991 Cup | SWE-KAK | 22:28.726 | 13 | 37.609 | 1:40.444 | 111,628 |
| 8 | 21 | (M) Magnus Öhman | Mtech Competition | Porsche 991 Cup | SWE-KAK | 22:42.092 | 13 | 50.975 | 1:41.961 | 110,533 |
| 9 | 11 | Pontus Fredricsson | Fragus Motorsport | Porsche 991 Cup | SWE-KAK Motorsport | 22:47.642 | 13 | 56.525 | 1:40.699 | 110,084 |
| 10 | 92 | Anton Marklund | | Porsche 991 Cup | SWE-Bolidens MK | 22:57.422 | 13 | 1:06.305 | 1:42.542 | 109,302 |
| 11 | 9 | (M) Thomas Karlsson | Mtech Competition | Porsche 991 Cup | SWE-Falkenbergs MK | 22:58.125 | 13 | 1:07.008 | 1:42.799 | 109,247 |
| 12 | 42 | Thomas Solberg | JAFFA Racing Norge | Porsche 997 Cup | NOR-PCN | 22:59.135 | 13 | 1:08.018 | 1:43.874 | 109,167 |
| 13 | 901 | Per Christian Wiencke | | Porsche 997 Cup | NOR-PCN | 23:17.569 | 13 | 1:26.452 | 1:44.058 | 107,727 |
| 14 | 88 | (M) Anssi-Jukka Kasi | PWR Racing Customer Team | Porsche 991 Cup | FIN-LCF | 23:32.094 | 13 | 1:40.977 | 1:44.525 | 106,619 |
| 15 | 852 | Ole William Nærnes | | Porsche 997 Cup | NOR-PCN | 21:01.235 | 12 | 1 Lap | 1:42.804 | 110,189 |
| 16 | 25 | (M) Peter Eriksson | | Porsche 991 Cup | SWE-Hyllinge MS | 21:24.389 | 12 | 1 Lap | 1:43.583 | 108,203 |
| Not classified (70% = 9 Laps) | | | | | | | | | | |
| DNF | 66 | Robin Hansson | Fragus Motorsport | Porsche 991 Cup | SWE-Team 13 | 4:58.966 | 3 | DNF | 1:40.559 | 116,213 |

Announcements

weather: cloudy - 14 degrees - wet track

These results are provisional until the conclusion of any judicial and technical matters!

#92 + 88: 10s penalty - jump start

| Margin of Victory | Ø km/h | Best Lap Tm | km/h | Best Lap by |
|-------------------|---------|-------------|---------|-------------------|
| 20.303 | 114,830 | 1:37.439 | 118,856 | 17 - Dennis Olsen |

Official Timing mwraceconsulting.com

Orbits

Timekeeping Victor Rosén:



Clerk of the course Mikael Carlsson:

Steward Tomas Mikkelsen:

Secretary of the meeting Lena Holm:

L



STCC Rudskogen

Porsche Carrera Cup

Rudskogen 3,217 Km

Heat 1

04.06.2017 13:15

Race (20:00 or 14 Laps) started at 13:24:20

| Lap | Lap Tm | Diff | Time of Day |
|-------------------|-----------------|--------|--------------|
| (17) Dennis Olsen | | | |
| 1 | | | 13:25:53.851 |
| 2 | 1:37.439 | | 13:27:31.290 |
| 3 | 1:37.850 | +0.411 | 13:29:09.140 |
| 4 | 1:38.456 | +1.017 | 13:30:47.596 |
| 5 | 1:38.563 | +1.124 | 13:32:26.159 |
| 6 | 1:41.338 | +3.899 | 13:34:07.497 |
| 7 | 1:42.015 | +4.576 | 13:35:49.512 |
| 8 | 1:41.985 | +4.546 | 13:37:31.497 |
| 9 | 1:42.683 | +5.244 | 13:39:14.180 |
| 10 | 1:43.780 | +6.341 | 13:40:57.960 |
| 11 | 1:44.207 | +6.768 | 13:42:42.167 |
| 12 | 1:44.664 | +7.225 | 13:44:26.831 |
| 13 | 1:45.035 | +7.596 | 13:46:11.866 |

| Lap | Lap Tm | Diff | Time of Day |
|------------------------------|-----------------|--------|--------------|
| (57) (M) Lars-Bertil Rantzow | | | |
| 1 | | | 13:25:57.450 |
| 2 | 1:39.660 | | 13:27:37.110 |
| 3 | 1:40.638 | +0.978 | 13:29:17.748 |
| 4 | 1:40.257 | +0.597 | 13:30:58.005 |
| 5 | 1:40.295 | +0.635 | 13:32:38.300 |
| 6 | 1:41.942 | +2.282 | 13:34:20.242 |
| 7 | 1:42.846 | +3.186 | 13:36:03.088 |
| 8 | 1:43.392 | +3.732 | 13:37:46.480 |
| 9 | 1:44.488 | +4.828 | 13:39:30.968 |
| 10 | 1:45.003 | +5.343 | 13:41:15.971 |
| 11 | 1:45.531 | +5.871 | 13:43:01.502 |
| 12 | 1:45.135 | +5.475 | 13:44:46.637 |
| 13 | 1:45.532 | +5.872 | 13:46:32.169 |

| Lap | Lap Tm | Diff | Time of Day |
|-----------------|-----------------|--------|--------------|
| (91) Oscar Palm | | | |
| 1 | | | 13:25:59.678 |
| 2 | 1:41.226 | +1.050 | 13:27:40.904 |
| 3 | 1:40.256 | +0.080 | 13:29:21.160 |
| 4 | 1:40.176 | | 13:31:01.336 |
| 5 | 1:40.242 | +0.066 | 13:32:41.578 |
| 6 | 1:42.432 | +2.256 | 13:34:24.010 |
| 7 | 1:43.616 | +3.440 | 13:36:07.626 |
| 8 | 1:43.412 | +3.236 | 13:37:51.038 |
| 9 | 1:43.615 | +3.439 | 13:39:34.653 |
| 10 | 1:44.902 | +4.726 | 13:41:19.555 |
| 11 | 1:45.516 | +5.340 | 13:43:05.071 |
| 12 | 1:45.470 | +5.294 | 13:44:50.541 |
| 13 | 1:46.401 | +6.225 | 13:46:36.942 |

| Lap | Lap Tm | Diff | Time of Day |
|-------------------------|-----------------|--------|--------------|
| (911) Andreas Mikkelsen | | | |
| 1 | | | 13:25:59.446 |
| 2 | 1:40.232 | +0.576 | 13:27:39.678 |
| 3 | 1:39.656 | | 13:29:19.334 |
| 4 | 1:39.989 | +0.333 | 13:30:59.323 |
| 5 | 1:41.106 | +1.450 | 13:32:40.429 |
| 6 | 1:42.938 | +3.282 | 13:34:23.367 |
| 7 | 1:44.572 | +4.916 | 13:36:07.939 |
| 8 | 1:44.830 | +5.174 | 13:37:52.769 |
| 9 | 1:45.354 | +5.698 | 13:39:38.123 |
| 10 | 1:45.480 | +5.824 | 13:41:23.603 |
| 11 | 1:45.512 | +5.856 | 13:43:09.115 |
| 12 | 1:45.092 | +5.436 | 13:44:54.207 |
| 13 | 1:46.231 | +6.575 | 13:46:40.438 |

| Lap | Lap Tm | Diff | Time of Day |
|-------------------|-----------------|--------|--------------|
| (4) Lukas Sundahl | | | |
| 1 | | | 13:26:00.697 |
| 2 | 1:41.603 | +1.101 | 13:27:42.300 |
| 3 | 1:41.649 | +1.147 | 13:29:23.949 |
| 4 | 1:40.502 | | 13:31:04.451 |

| Lap | Lap Tm | Diff | Time of Day |
|-----|-----------------|--------|--------------|
| 5 | 1:40.599 | +0.097 | 13:32:45.050 |
| 6 | 1:42.888 | +2.386 | 13:34:27.938 |
| 7 | 1:43.519 | +3.017 | 13:36:11.457 |
| 8 | 1:44.147 | +3.645 | 13:37:55.604 |
| 9 | 1:44.857 | +4.355 | 13:39:40.461 |
| 10 | 1:45.867 | +5.365 | 13:41:26.328 |
| 11 | 1:45.768 | +5.266 | 13:43:12.096 |
| 12 | 1:46.110 | +5.608 | 13:44:58.206 |
| 13 | 1:44.795 | +4.293 | 13:46:43.001 |

| Lap | Lap Tm | Diff | Time of Day |
|-------------------|-----------------|--------|--------------|
| (86) Philip Morin | | | |
| 1 | | | 13:26:00.186 |
| 2 | 1:40.418 | | 13:27:40.604 |
| 3 | 1:44.408 | +3.990 | 13:29:25.012 |
| 4 | 1:40.811 | +0.393 | 13:31:05.823 |
| 5 | 1:40.862 | +0.444 | 13:32:46.685 |
| 6 | 1:42.662 | +2.244 | 13:34:29.347 |
| 7 | 1:43.142 | +2.724 | 13:36:12.489 |
| 8 | 1:43.628 | +3.210 | 13:37:56.117 |
| 9 | 1:45.251 | +4.833 | 13:39:41.368 |
| 10 | 1:45.806 | +5.388 | 13:41:27.174 |
| 11 | 1:45.271 | +4.853 | 13:43:12.445 |
| 12 | 1:46.740 | +6.322 | 13:44:59.185 |
| 13 | 1:45.146 | +4.728 | 13:46:44.331 |

| Lap | Lap Tm | Diff | Time of Day |
|-----------------|-----------------|--------|--------------|
| (3) Jocke Mangs | | | |
| 1 | | | 13:26:00.520 |
| 2 | 1:41.694 | +1.250 | 13:27:42.214 |
| 3 | 1:41.458 | +1.014 | 13:29:23.672 |
| 4 | 1:40.534 | +0.090 | 13:31:04.206 |
| 5 | 1:40.444 | | 13:32:44.650 |
| 6 | 1:42.902 | +2.458 | 13:34:27.552 |
| 7 | 1:43.524 | +3.080 | 13:36:11.076 |
| 8 | 1:44.362 | +3.918 | 13:37:55.438 |
| 9 | 1:44.870 | +4.426 | 13:39:40.308 |
| 10 | 1:47.741 | +7.297 | 13:41:28.049 |
| 11 | 1:46.564 | +6.120 | 13:43:14.613 |
| 12 | 1:47.051 | +6.607 | 13:45:01.664 |
| 13 | 1:47.811 | +7.367 | 13:46:49.475 |

| Lap | Lap Tm | Diff | Time of Day |
|-----------------------|-----------------|--------|--------------|
| (21) (M) Magnus Öhman | | | |
| 1 | | | 13:26:02.858 |
| 2 | 1:41.961 | | 13:27:44.819 |
| 3 | 1:42.034 | +0.073 | 13:29:26.853 |
| 4 | 1:42.017 | +0.056 | 13:31:08.870 |
| 5 | 1:42.320 | +0.359 | 13:32:51.190 |
| 6 | 1:43.773 | +1.812 | 13:34:34.963 |
| 7 | 1:45.044 | +3.083 | 13:36:20.007 |
| 8 | 1:45.512 | +3.551 | 13:38:05.519 |
| 9 | 1:46.923 | +4.962 | 13:39:52.442 |
| 10 | 1:48.117 | +6.156 | 13:41:40.559 |
| 11 | 1:46.935 | +4.974 | 13:43:27.494 |
| 12 | 1:47.228 | +5.267 | 13:45:14.722 |
| 13 | 1:48.119 | +6.158 | 13:47:02.841 |

| Lap | Lap Tm | Diff | Time of Day |
|-------------------------|-----------------|--------|--------------|
| (11) Pontus Fredricsson | | | |
| 1 | | | 13:26:14.573 |
| 2 | 1:40.699 | | 13:27:55.272 |
| 3 | 1:42.426 | +1.727 | 13:29:37.698 |
| 4 | 1:41.810 | +1.111 | 13:31:19.508 |
| 5 | 1:43.335 | +2.636 | 13:33:02.843 |
| 6 | 1:42.842 | +2.143 | 13:34:45.685 |
| 7 | 1:44.595 | +3.896 | 13:36:30.280 |
| 8 | 1:45.088 | +4.389 | 13:38:15.368 |
| 9 | 1:46.498 | +5.799 | 13:40:01.866 |
| 10 | 1:47.021 | +6.322 | 13:41:48.887 |

| Lap | Lap Tm | Diff | Time of Day |
|-----|-----------------|--------|--------------|
| 11 | 1:46.793 | +6.094 | 13:43:35.680 |
| 12 | 1:46.494 | +5.795 | 13:45:22.174 |
| 13 | 1:46.217 | +5.518 | 13:47:08.391 |

| Lap | Lap Tm | Diff | Time of Day |
|---------------------|-----------------|--------|--------------|
| (92) Anton Marklund | | | |
| 1 | | | 13:26:03.589 |
| 2 | 1:43.039 | +0.497 | 13:27:46.628 |
| 3 | 1:42.542 | | 13:29:29.170 |
| 4 | 1:43.293 | +0.751 | 13:31:12.463 |
| 5 | 1:43.328 | +0.786 | 13:32:55.791 |
| 6 | 1:44.526 | +1.984 | 13:34:40.317 |
| 7 | 1:44.841 | +2.299 | 13:36:25.158 |
| 8 | 1:45.736 | +3.194 | 13:38:10.894 |
| 9 | 1:47.571 | +5.029 | 13:39:58.465 |
| 10 | 1:47.233 | +4.691 | 13:41:45.698 |
| 11 | 1:46.994 | +4.452 | 13:43:32.692 |
| 12 | 1:46.911 | +4.369 | 13:45:19.603 |
| 13 | 1:48.568 | +6.026 | 13:47:08.171 |

| Lap | Lap Tm | Diff | Time of Day |
|-------------------------|-----------------|--------|--------------|
| (9) (M) Thomas Karlsson | | | |
| 1 | | | 13:26:02.808 |
| 2 | 1:43.108 | +0.309 | 13:27:45.916 |
| 3 | 1:42.799 | | 13:29:28.715 |
| 4 | 1:44.045 | +1.246 | 13:31:12.760 |
| 5 | 1:43.884 | +1.085 | 13:32:56.644 |
| 6 | 1:44.656 | +1.857 | 13:34:41.300 |
| 7 | 1:46.350 | +3.551 | 13:36:27.650 |
| 8 | 1:46.215 | +3.416 | 13:38:13.865 |
| 9 | 1:50.476 | +7.677 | 13:40:04.341 |
| 10 | 1:48.283 | +5.484 | 13:41:52.624 |
| 11 | 1:48.658 | +5.859 | 13:43:41.282 |
| 12 | 1:48.507 | +5.708 | 13:45:29.789 |
| 13 | 1:49.085 | +6.286 | 13:47:18.874 |

| Lap | Lap Tm | Diff | Time of Day |
|---------------------|-----------------|--------|--------------|
| (42) Thomas Solberg | | | |
| 1 | | | 13:26:05.689 |
| 2 | 1:43.874 | | 13:27:49.563 |
| 3 | 1:44.854 | +0.980 | 13:29:34.417 |
| 4 | 1:44.416 | +0.542 | 13:31:18.833 |
| 5 | 1:44.709 | +0.835 | 13:33:03.542 |
| 6 | 1:45.586 | +1.712 | 13:34:49.128 |
| 7 | 1:45.579 | +1.705 | 13:36:34.707 |
| 8 | 1:45.680 | +1.806 | 13:38:20.387 |
| 9 | 1:48.405 | +4.531 | 13:40:08.792 |
| 10 | 1:46.939 | +3.065 | 13:41:55.731 |
| 11 | 1:46.903 | +3.029 | 13:43:42.634 |
| 12 | 1:48.246 | +4.372 | 13:45:30.880 |
| 13 | 1:49.004 | +5.130 | 13:47:19.884 |

| Lap | Lap Tm | Diff | Time of Day |
|-----------------------------|-----------------|--------|--------------|
| (901) Per Christian Wiencke | | | |
| 1 | | | 13:26:08.409 |
| 2 | 1:44.058 | | 13:27:52.467 |
| 3 | 1:45.587 | +1.529 | 13:29:38.054 |
| 4 | 1:44.290 | +0.232 | 13:31:22.344 |
| 5 | 1:45.197 | +1.139 | 13:33:07.541 |
| 6 | 1:47.515 | +3.457 | 13:34:55.056 |
| 7 | 1:47.804 | +3.746 | 13:36:42.860 |
| 8 | 1:48.650 | +4.592 | 13:38:31.510 |
| 9 | 1:49.511 | +5.453 | 13:40:21.021 |
| 10 | 1:49.062 | +5.004 | 13:42:10.083 |
| 11 | 1:48.943 | +4.885 | 13:43:59.026 |
| 12 | 1:48.390 | +4.332 | 13:45:47.416 |
| 13 | 1:50.902 | +6.844 | 13:47:38.318 |

| Lap | Lap Tm | Diff | Time of Day |
|---------------------------|--------|------|--------------|
| (88) (M) Anssi-Jukka Kasi | | | |
| 1 | | | 13:26:06.121 |

STCC Rudskogen

Porsche Carrera Cup

Rudskogen 3,217 Km

Heat 1

04.06.2017 13:15

Race (20:00 or 14 Laps) started at 13:24:20

| Lap | Lap Tm | Diff | Time of Day |
|-----|----------|---------|--------------|
| 2 | 1:44.551 | +0.026 | 13:27:50.672 |
| 3 | 1:44.525 | | 13:29:35.197 |
| 4 | 1:45.864 | +1.339 | 13:31:21.061 |
| 5 | 1:45.108 | +0.583 | 13:33:06.169 |
| 6 | 1:47.419 | +2.894 | 13:34:53.588 |
| 7 | 1:47.786 | +3.261 | 13:36:41.374 |
| 8 | 1:48.618 | +4.093 | 13:38:29.992 |
| 9 | 1:48.424 | +3.899 | 13:40:18.416 |
| 10 | 1:48.893 | +4.368 | 13:42:07.309 |
| 11 | 1:49.313 | +4.788 | 13:43:56.622 |
| 12 | 1:49.917 | +5.392 | 13:45:46.539 |
| 13 | 1:56.304 | +11.779 | 13:47:42.843 |

| Lap | Lap Tm | Diff | Time of Day |
|-----|--------|------|-------------|
|-----|--------|------|-------------|

| Lap | Lap Tm | Diff | Time of Day |
|-----|--------|------|-------------|
|-----|--------|------|-------------|

(852) Ole William Nærnsnes

| | | | |
|----|----------|--------|--------------|
| 1 | | | 13:26:06.863 |
| 2 | 1:43.279 | +0.475 | 13:27:50.142 |
| 3 | 1:42.804 | | 13:29:32.946 |
| 4 | 1:42.934 | +0.130 | 13:31:15.880 |
| 5 | 1:43.549 | +0.745 | 13:32:59.429 |
| 6 | 1:43.919 | +1.115 | 13:34:43.348 |
| 7 | 1:45.780 | +2.976 | 13:36:29.128 |
| 8 | 1:45.854 | +3.050 | 13:38:14.982 |
| 9 | 1:45.885 | +3.081 | 13:40:00.867 |
| 10 | 1:46.876 | +4.072 | 13:41:47.743 |
| 11 | 1:46.845 | +4.041 | 13:43:34.588 |
| 12 | 1:47.396 | +4.592 | 13:45:21.984 |

(25) (M) Peter Eriksson

| | | | |
|----|----------|--------|--------------|
| 1 | | | 13:26:07.297 |
| 2 | 1:44.370 | +0.787 | 13:27:51.667 |
| 3 | 1:44.008 | +0.425 | 13:29:35.675 |
| 4 | 1:43.583 | | 13:31:19.258 |
| 5 | 1:45.168 | +1.585 | 13:33:04.426 |
| 6 | 1:47.972 | +4.389 | 13:34:52.398 |
| 7 | 1:47.694 | +4.111 | 13:36:40.092 |
| 8 | 1:49.153 | +5.570 | 13:38:29.245 |
| 9 | 1:48.507 | +4.924 | 13:40:17.752 |
| 10 | 1:48.895 | +5.312 | 13:42:06.647 |
| 11 | 1:49.010 | +5.427 | 13:43:55.657 |
| 12 | 1:49.481 | +5.898 | 13:45:45.138 |

(66) Robin Hansson

| | | | |
|---|----------|--|--------------|
| 1 | | | 13:25:58.730 |
| 2 | 1:40.559 | | 13:27:39.289 |

STCC Rudskogen

Porsche Carrera Cup

Rudskogen 3,217 Km

Heat 2

04.06.2017 15:15

Race started at 15:50:42

| Pos | No. | Name | Entrant | Make | Nat./Club | Total Tm | Laps | Diff | Best Tm | Ø km/h |
|-----|-----|-----------------------------|--------------------------|-----------------|--------------------|-----------|-----------|----------|----------|---------|
| 1 | 17 | Dennis Olsen | KNA Varna | Porsche 991 Cup | NOR- | 23:03.435 | 14 | | 1:38.528 | 117,199 |
| 2 | 3 | Jocke Mangs | | Porsche 991 Cup | SWE-KAK | 23:22.960 | 14 | 19.525 | 1:39.860 | 115,568 |
| 3 | 4 | Lukas Sundahl | | Porsche 991 Cup | SWE-Wäxjö MS | 23:24.337 | 14 | 20.902 | 1:39.908 | 115,454 |
| 4 | 86 | Philip Morin | Cirkus Karlsson Racing | Porsche 991 Cup | SWE-Luleå MS | 23:26.102 | 14 | 22.667 | 1:39.890 | 115,309 |
| 5 | 911 | Andreas Mikkelsen | KNA Kongsvinger | Porsche 991 Cup | NOR- | 23:40.984 | 14 | 37.549 | 1:39.805 | 114,102 |
| 6 | 91 | Oscar Palm | | Porsche 991 Cup | SWE-KAK | 23:50.309 | 14 | 46.874 | 1:41.472 | 113,358 |
| 7 | 92 | Anton Marklund | | Porsche 991 Cup | SWE-Bolidens MK | 23:54.236 | 14 | 50.801 | 1:41.401 | 113,048 |
| 8 | 21 | (M) Magnus Öhman | Mtech Competition | Porsche 991 Cup | SWE-KAK | 23:55.610 | 14 | 52.175 | 1:41.726 | 112,939 |
| 9 | 852 | Ole William Nærnsnes | | Porsche 997 Cup | NOR-PCN | 24:17.078 | 14 | 1:13.643 | 1:42.741 | 111,275 |
| 10 | 9 | (M) Thomas Karlsson | Mtech Competition | Porsche 991 Cup | SWE-Falkenbergs MK | 24:18.867 | 14 | 1:15.432 | 1:42.694 | 111,139 |
| 11 | 42 | Thomas Solberg | JAFFA Racing Norge | Porsche 997 Cup | NOR-PCN | 24:36.497 | 14 | 1:33.062 | 1:43.445 | 109,812 |
| 12 | 88 | (M) Anssi-Jukka Kasi | PWR Racing Customer Team | Porsche 991 Cup | FIN-LCF | 24:39.992 | 14 | 1:36.557 | 1:44.348 | 109,552 |

Not classified (70% = 9 Laps)

| | | | | | | | | | | |
|-----|-----|--------------------------------|-------------------|-----------------|--------------------|----------|----------|-----|--|--------|
| DNF | 25 | (M) Peter Eriksson | | Porsche 991 Cup | SWE-Hyllinge MS | 2:07.982 | 1 | DNF | | 90,491 |
| DNF | 11 | Pontus Fredricsson | Fragus Motorsport | Porsche 991 Cup | SWE-KAK Motorsport | 2:33.544 | 1 | DNF | | 75,426 |
| DNF | 57 | (M) Lars-Bertil Rantzow | Mtech Competition | Porsche 991 Cup | SWE-KAK Syd | 2:35.190 | 1 | DNF | | 74,626 |
| DNF | 901 | Per Christian Wiencke | | Porsche 997 Cup | NOR-PCN | | | DNF | | - |
| DNS | 66 | Robin Hansson | Fragus Motorsport | Porsche 991 Cup | SWE-Team 13 | | | DNS | | - |

Announcements

weather: cloudy - 14 degrees - wet track

These results are provisional until the conclusion of any judicial and technical matters!

#91 warning board - track limit under yellow flag

| Margin of Victory | Ø km/h | Best Lap Tm | km/h | Best Lap by |
|-------------------|---------|-------------|---------|-------------------|
| 19.525 | 117,199 | 1:38.528 | 117,542 | 17 - Dennis Olsen |

Official Timing mwraceconsulting.com

Orbits

Timekeeping Victor Rosén:



Clerk of the course Mikael Carlsson:

Steward Tomas Mikkelsen:

Secretary of the meeting Lena Holm:

Printed: 04.06.2017 16:16:38

STCC Rudskogen

Porsche Carrera Cup

Heat 2

Race started at 15:50:42

Rudskogen 3,217 Km

04.06.2017 15:15

| Lap | Lap Tm | Diff | Time of Day |
|--------------------------|-----------------|--------|--------------|
| (17) Dennis Olsen | | | |
| 1 | | | 15:52:17.905 |
| 2 | 1:38.896 | +0.368 | 15:53:56.801 |
| 3 | 1:38.554 | +0.026 | 15:55:35.355 |
| 4 | 1:39.272 | +0.744 | 15:57:14.627 |
| 5 | 1:38.528 | | 15:58:53.155 |
| 6 | 1:39.182 | +0.654 | 16:00:32.337 |
| 7 | 1:39.449 | +0.921 | 16:02:11.786 |
| 8 | 1:39.249 | +0.721 | 16:03:51.035 |
| 9 | 1:38.793 | +0.265 | 16:05:29.828 |
| 10 | 1:38.865 | +0.337 | 16:07:08.693 |
| 11 | 1:39.069 | +0.541 | 16:08:47.762 |
| 12 | 1:39.144 | +0.616 | 16:10:26.906 |
| 13 | 1:39.096 | +0.568 | 16:12:06.002 |
| 14 | 1:40.218 | +1.690 | 16:13:46.220 |

| Lap | Lap Tm | Diff | Time of Day |
|------------------------|-----------------|--------|--------------|
| (3) Jocke Mangs | | | |
| 1 | | | 15:52:21.072 |
| 2 | 1:41.046 | +1.186 | 15:54:02.118 |
| 3 | 1:40.700 | +0.840 | 15:55:42.818 |
| 4 | 1:40.819 | +0.959 | 15:57:23.637 |
| 5 | 1:40.312 | +0.452 | 15:59:03.949 |
| 6 | 1:40.734 | +0.874 | 16:00:44.683 |
| 7 | 1:39.979 | +0.119 | 16:02:24.662 |
| 8 | 1:40.316 | +0.456 | 16:04:04.978 |
| 9 | 1:39.917 | +0.057 | 16:05:44.895 |
| 10 | 1:39.883 | +0.023 | 16:07:24.778 |
| 11 | 1:39.860 | | 16:09:04.638 |
| 12 | 1:40.155 | +0.295 | 16:10:44.793 |
| 13 | 1:40.296 | +0.436 | 16:12:25.089 |
| 14 | 1:40.656 | +0.796 | 16:14:05.745 |

| Lap | Lap Tm | Diff | Time of Day |
|--------------------------|-----------------|--------|--------------|
| (4) Lukas Sundahl | | | |
| 1 | | | 15:52:21.386 |
| 2 | 1:41.119 | +1.211 | 15:54:02.505 |
| 3 | 1:40.710 | +0.802 | 15:55:43.215 |
| 4 | 1:40.628 | +0.720 | 15:57:23.843 |
| 5 | 1:41.328 | +1.420 | 15:59:05.171 |
| 6 | 1:40.036 | +0.128 | 16:00:45.207 |
| 7 | 1:39.972 | +0.064 | 16:02:25.179 |
| 8 | 1:40.230 | +0.322 | 16:04:05.409 |
| 9 | 1:40.062 | +0.154 | 16:05:45.471 |
| 10 | 1:40.208 | +0.300 | 16:07:25.679 |
| 11 | 1:40.189 | +0.281 | 16:09:05.868 |
| 12 | 1:39.908 | | 16:10:45.776 |
| 13 | 1:40.524 | +0.616 | 16:12:26.300 |
| 14 | 1:40.822 | +0.914 | 16:14:07.122 |

| Lap | Lap Tm | Diff | Time of Day |
|--------------------------|-----------------|--------|--------------|
| (86) Philip Morin | | | |
| 1 | | | 15:52:22.274 |
| 2 | 1:40.928 | +1.038 | 15:54:03.202 |
| 3 | 1:40.883 | +0.993 | 15:55:44.085 |
| 4 | 1:40.437 | +0.547 | 15:57:24.522 |
| 5 | 1:41.187 | +1.297 | 15:59:05.709 |
| 6 | 1:40.515 | +0.625 | 16:00:46.224 |
| 7 | 1:40.376 | +0.486 | 16:02:26.600 |
| 8 | 1:39.998 | +0.108 | 16:04:06.598 |
| 9 | 1:40.005 | +0.115 | 16:05:46.603 |
| 10 | 1:39.890 | | 16:07:26.493 |
| 11 | 1:40.691 | +0.801 | 16:09:07.184 |
| 12 | 1:40.196 | +0.306 | 16:10:47.380 |
| 13 | 1:40.455 | +0.565 | 16:12:27.835 |
| 14 | 1:41.052 | +1.162 | 16:14:08.887 |

| Lap | Lap Tm | Diff | Time of Day |
|-------------------------------|--------|------|-------------|
| (91) Andreas Mikkelsen | | | |

| Lap | Lap Tm | Diff | Time of Day |
|-----|-----------------|--------|--------------|
| 1 | | | 15:52:32.707 |
| 2 | 1:41.930 | +2.125 | 15:54:14.637 |
| 3 | 1:40.219 | +0.414 | 15:55:54.856 |
| 4 | 1:41.131 | +1.326 | 15:57:35.987 |
| 5 | 1:41.624 | +1.819 | 15:59:17.611 |
| 6 | 1:42.170 | +2.365 | 16:00:59.781 |
| 7 | 1:41.768 | +1.963 | 16:02:41.549 |
| 8 | 1:39.976 | +0.171 | 16:04:21.525 |
| 9 | 1:40.105 | +0.300 | 16:06:01.630 |
| 10 | 1:40.575 | +0.770 | 16:07:42.205 |
| 11 | 1:40.887 | +1.082 | 16:09:23.092 |
| 12 | 1:40.465 | +0.660 | 16:11:03.557 |
| 13 | 1:40.407 | +0.602 | 16:12:43.964 |
| 14 | 1:39.805 | | 16:14:23.769 |

| Lap | Lap Tm | Diff | Time of Day |
|------------------------|-----------------|--------|--------------|
| (91) Oscar Palm | | | |
| 1 | | | 15:52:25.916 |
| 2 | 1:42.475 | +1.003 | 15:54:08.391 |
| 3 | 1:41.472 | | 15:55:49.863 |
| 4 | 1:41.675 | +0.203 | 15:57:31.538 |
| 5 | 1:42.205 | +0.733 | 15:59:13.743 |
| 6 | 1:41.769 | +0.297 | 16:00:55.512 |
| 7 | 1:42.059 | +0.587 | 16:02:37.571 |
| 8 | 1:41.476 | +0.004 | 16:04:19.047 |
| 9 | 1:42.069 | +0.597 | 16:06:01.116 |
| 10 | 1:42.823 | +1.351 | 16:07:43.939 |
| 11 | 1:41.976 | +0.504 | 16:09:25.915 |
| 12 | 1:42.226 | +0.754 | 16:11:08.141 |
| 13 | 1:42.100 | +0.628 | 16:12:50.241 |
| 14 | 1:42.853 | +1.381 | 16:14:33.094 |

| Lap | Lap Tm | Diff | Time of Day |
|----------------------------|-----------------|--------|--------------|
| (92) Anton Marklund | | | |
| 1 | | | 15:52:25.545 |
| 2 | 1:44.293 | +2.892 | 15:54:09.838 |
| 3 | 1:43.253 | +1.852 | 15:55:53.091 |
| 4 | 1:41.401 | | 15:57:34.492 |
| 5 | 1:42.450 | +1.049 | 15:59:16.942 |
| 6 | 1:42.135 | +0.734 | 16:00:59.077 |
| 7 | 1:43.044 | +1.643 | 16:02:42.121 |
| 8 | 1:41.542 | +0.141 | 16:04:23.663 |
| 9 | 1:42.383 | +0.982 | 16:06:06.046 |
| 10 | 1:42.810 | +1.409 | 16:07:48.856 |
| 11 | 1:41.660 | +0.259 | 16:09:30.516 |
| 12 | 1:42.245 | +0.844 | 16:11:12.761 |
| 13 | 1:41.929 | +0.528 | 16:12:54.690 |
| 14 | 1:42.331 | +0.930 | 16:14:37.021 |

| Lap | Lap Tm | Diff | Time of Day |
|------------------------------|-----------------|--------|--------------|
| (21) (M) Magnus Öhman | | | |
| 1 | | | 15:52:26.849 |
| 2 | 1:43.202 | +1.476 | 15:54:10.051 |
| 3 | 1:43.466 | +1.740 | 15:55:53.517 |
| 4 | 1:41.726 | | 15:57:35.243 |
| 5 | 1:42.032 | +0.306 | 15:59:17.275 |
| 6 | 1:43.467 | +1.741 | 16:01:00.742 |
| 7 | 1:41.863 | +0.137 | 16:02:42.605 |
| 8 | 1:41.969 | +0.243 | 16:04:24.574 |
| 9 | 1:42.074 | +0.348 | 16:06:06.648 |
| 10 | 1:42.628 | +0.902 | 16:07:49.276 |
| 11 | 1:42.602 | +0.876 | 16:09:31.878 |
| 12 | 1:42.157 | +0.431 | 16:11:14.035 |
| 13 | 1:42.000 | +0.274 | 16:12:56.035 |
| 14 | 1:42.360 | +0.634 | 16:14:38.395 |

| Lap | Lap Tm | Diff | Time of Day |
|---------------------------------|-----------------|--------|--------------|
| (852) Ole William Nærnes | | | |
| 1 | | | 15:52:30.304 |
| 2 | 1:44.265 | +1.524 | 15:54:14.569 |

| Lap | Lap Tm | Diff | Time of Day |
|-----|-----------------|--------|--------------|
| 3 | 1:44.835 | +2.094 | 15:55:59.404 |
| 4 | 1:44.515 | +1.774 | 15:57:43.919 |
| 5 | 1:44.042 | +1.301 | 15:59:27.961 |
| 6 | 1:44.394 | +1.653 | 16:01:12.355 |
| 7 | 1:44.014 | +1.273 | 16:02:56.369 |
| 8 | 1:44.006 | +1.265 | 16:04:40.375 |
| 9 | 1:43.444 | +0.703 | 16:06:23.819 |
| 10 | 1:42.741 | | 16:08:06.560 |
| 11 | 1:43.764 | +1.023 | 16:09:50.324 |
| 12 | 1:43.193 | +0.452 | 16:11:33.517 |
| 13 | 1:43.122 | +0.381 | 16:13:16.639 |
| 14 | 1:43.224 | +0.483 | 16:14:59.863 |

| Lap | Lap Tm | Diff | Time of Day |
|--------------------------------|-----------------|--------|--------------|
| (9) (M) Thomas Karlsson | | | |
| 1 | | | 15:52:36.960 |
| 2 | 1:43.900 | +1.206 | 15:54:20.860 |
| 3 | 1:43.433 | +0.739 | 15:56:04.293 |
| 4 | 1:44.424 | +1.730 | 15:57:48.717 |
| 5 | 1:44.235 | +1.541 | 15:59:32.952 |
| 6 | 1:42.694 | | 16:01:15.646 |
| 7 | 1:43.682 | +0.988 | 16:02:59.328 |
| 8 | 1:42.939 | +0.245 | 16:04:42.267 |
| 9 | 1:43.125 | +0.431 | 16:06:25.392 |
| 10 | 1:43.642 | +0.948 | 16:08:09.034 |
| 11 | 1:42.694 | | 16:09:51.728 |
| 12 | 1:43.742 | +1.048 | 16:11:35.470 |
| 13 | 1:43.175 | +0.481 | 16:13:18.645 |
| 14 | 1:43.007 | +0.313 | 16:15:01.652 |

| Lap | Lap Tm | Diff | Time of Day |
|----------------------------|-----------------|---------|--------------|
| (42) Thomas Solberg | | | |
| 1 | | | 15:52:32.079 |
| 2 | 1:44.503 | +1.058 | 15:54:16.582 |
| 3 | 1:44.181 | +0.736 | 15:56:00.763 |
| 4 | 1:44.388 | +0.943 | 15:57:45.151 |
| 5 | 1:44.120 | +0.675 | 15:59:29.271 |
| 6 | 1:43.853 | +0.408 | 16:01:13.124 |
| 7 | 1:57.780 | +14.335 | 16:03:10.904 |
| 8 | 1:43.463 | +0.018 | 16:04:54.367 |
| 9 | 1:43.996 | +0.551 | 16:06:38.363 |
| 10 | 1:43.607 | +0.162 | 16:08:21.970 |
| 11 | 1:44.384 | +0.939 | 16:10:06.354 |
| 12 | 1:43.445 | | 16:11:49.799 |
| 13 | 1:44.532 | +1.087 | 16:13:34.331 |
| 14 | 1:44.951 | +1.506 | 16:15:19.282 |

| Lap | Lap Tm | Diff | Time of Day |
|----------------------------------|-----------------|--------|--------------|
| (88) (M) Anssi-Jukka Kasi | | | |
| 1 | | | 15:52:34.334 |
| 2 | 1:44.530 | +0.182 | 15:54:18.864 |
| 3 | 1:44.348 | | 15:56:03.212 |
| 4 | 1:46.151 | +1.803 | 15:57:49.363 |
| 5 | 1:45.079 | +0.731 | 15:59:34.442 |
| 6 | 1:45.571 | +1.223 | 16:01:20.013 |
| 7 | 1:46.049 | +1.701 | 16:03:06.062 |
| 8 | 1:44.923 | +0.575 | 16:04:50.985 |
| 9 | 1:45.179 | +0.831 | 16:06:36.164 |
| 10 | 1:45.170 | +0.822 | 16:08:21.334 |
| 11 | 1:45.850 | +1.502 | 16:10:07.184 |
| 12 | 1:45.011 | +0.663 | 16:11:52.195 |
| 13 | 1:44.923 | +0.575 | 16:13:37.118 |
| 14 | 1:45.659 | +1.311 | 16:15:22.777 |

| Lap | Lap Tm | Diff | Time of Day |
|--------------------------------|--------|------|--------------|
| (25) (M) Peter Eriksson | | | |
| p1 | | | 15:52:50.767 |

| Lap | Lap Tm | Diff | Time of Day |
|--------------------------------|--------|------|--------------|
| (11) Pontus Fredricsson | | | |
| p1 | | | 15:53:16.329 |

STCC Rudskogen

Porsche Carrera Cup

Rudskogen 3,217 Km

Heat 2

04.06.2017 15:15

Race started at 15:50:42

| Lap | Lap Tm | Diff | Time of Day | Lap | Lap Tm | Diff | Time of Day | Lap | Lap Tm | Diff | Time of Day |
|------------------------------|--------|------|--------------|-----|--------|------|-------------|-----|--------|------|-------------|
| (57) (M) Lars-Bertil Rantzow | | | | | | | | | | | |
| p1 | | | 15:53:17.975 | | | | | | | | |